



AMP4045 SOLID STATE HIGH POWER AMPLIFIER

FEATURES

- Rack mounted system
- Solid State Class AB linear design
- Instantaneous wide bandwidth
- Suitable for all single channel high PAR digital modulation standards
- Built-in protection circuits
- High reliability and ruggedness



ELECTRICAL SPECIFICATIONS

Parameter	Specification	Notes
Operating Frequency Range	1.2 - 1.6 GHz	
Peak Output Power	1000 Watt Min	CW & high PAR digital signals
Power Gain	60 dB Min	
Power Gain Flatness	2.0 dB p-p Max	
Input Return Loss	10 dB Min	Relative to 50 Ohm
Harmonics	-30 dBc Max	
Spurious	-60 dBc Max	Non-harmonics
Operating Voltage	180 - 260 VAC, 47 - 63 Hz	Single phase
Power Consumption	4 KWatt Max	At rated Pout
Input Power Protection	+8 dBm Max	Without damage
Load VSWR Protection	10 : 1 Max	

MECHANICAL SPECIFICATIONS

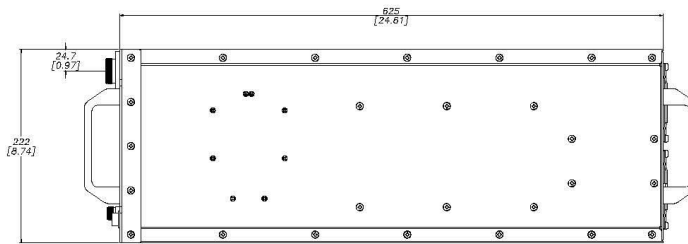
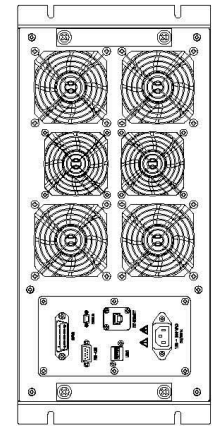
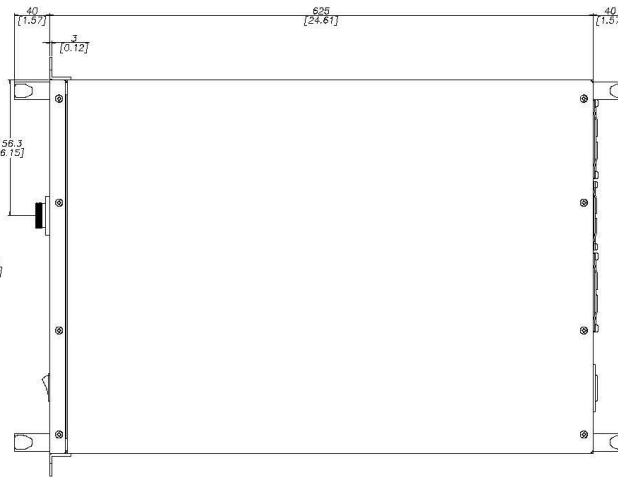
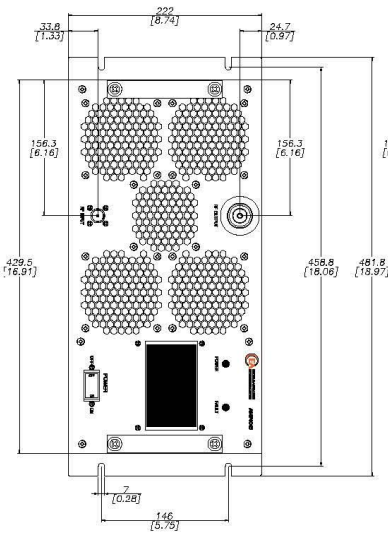
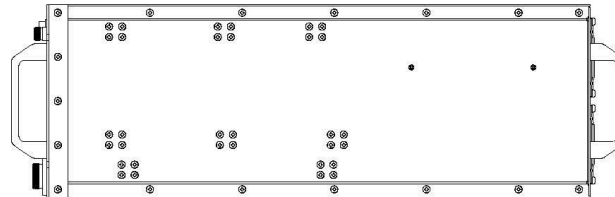
Parameter	Specification	Notes
Dimensions	5U Rack Mount Chassis	Depth: 24.8"
Weight	95 lb.	90 lb target
RF Connectors In/Out	Type N Female / 7/16 DIN	Per customer specification
Cooling	Built in forced air	
Alarm & Monitoring Connector	9 Pin D-Sub	Per customer specification
AC Connector	IEC 60320-C14	
OPTIONAL: Digital Monitor & Control FWD, REV, VSWR, GAIN, ALC, V & I, TEMP	Ethernet RJ-45 TCP/IP, RS422/485 GPIB Interface	ALC function included

ENVIRONMENTAL CHARACTERISTICS

Parameter	Specification	Notes
Operating Ambient Temperature	0 to +50 °C	
Storage Temperature	-20 to +70 °C	
Relative Humidity	95% @ 40 °C	Non-condensing
Shock & Vibrations	MIL STD 810E	

AMP4045 SOLID STATE HIGH POWER AMPLIFIER

OUTLINE DRAWING



* UNIT : mm / inch