



AMP4005 SOLID STATE HIGH POWER AMPLIFIER

PRELIMINARY

FEATURES

- Rack mounted system
- Class AB linear LDMOS design
- Instantaneous wide bandwidth
- Suitable for all modulations standards
- Built-in protection circuits
- High reliability and ruggedness



ELECTRICAL SPECIFICATIONS

Parameter	Specification	Notes
Operating Frequency Range	900 - 1000 MHz	
Power Output @ P1dB GCP	1500 Watt Min	CW
Power Gain	62 dB Min	
Power Gain Flatness	2 dB p-p Max	Constant input power
Gain Variation Over Temperature	±1.0 dB Max	
Input / Output Return Loss	10 dB Min	Relative to 50 Ohm
2-Tone Intermodulation (IMD)	>30 dBc Min	53dBm/Tone, Δ = 1MHz
Harmonics	>20 dBc Typ	At rated output
Spurious	>60 dBc	Non Harmonics
Operating Voltage	180 - 240 VAC	
Power Consumption	5000 Watt Max	At rated output
Max Input Power	+8 dBm	Without damage
Load VSWR Protection	∞ : 1	

ENVIRONMENTAL CHARACTERISTICS

Parameter	Specification	Notes
Operating Ambient Temperature	0 to +50 °C	
Storage Temperature	-40 to +85 °C	
Relative Humidity	5 to 95 %	Non Condensation

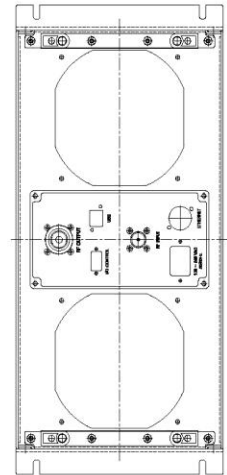

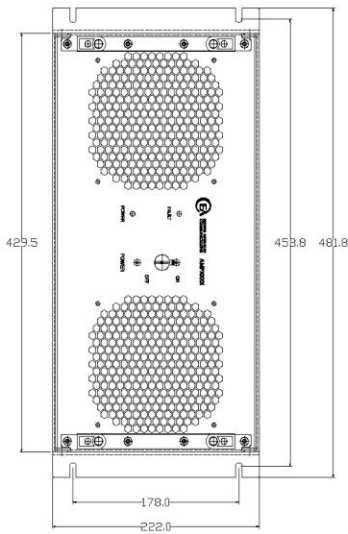
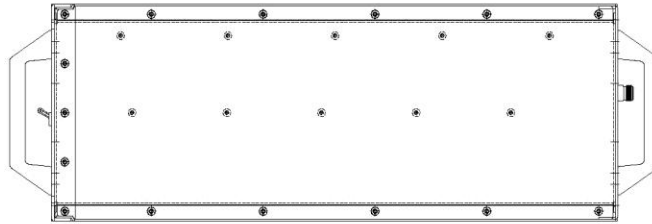
MECHANICAL SPECIFICATIONS

Parameter	Specification	Notes
Dimensions W x H x D	R5U Rack Mount Chassis	5U
Weight	35 Kg. Max	
RF Connectors In/Out	Type-N Female	Front Panel Standard
AC Power	IEC 60320-C14 / 9-Pin Dsub	Or equivalent
Monitor & Control: FWD, REV, VSWR, GAIN, ALC, V & I, TEMP	1 Ethernet RJ-45 circular connector TCP/IP 1 RS422/485 D-dub 9S port for redundancy	Remote Bluetooth application
Cooling	Built in Fan Cooling	Variable speed

PRELIMINARY

OUTLINE DRAWING

- 5U System Outline (Rear Connectors Input N, Output DIN)





AMP4005 SOLID STATE HIGH POWER AMPLIFIER

PRELIMINARY

- 5U System Outline (Rear Connectors Input N, Output N)

