



AMP2115B SOLID STATE HIGH POWER AMPLIFIER

FEATURES

- Rack mounted system
- Class AB linear LDMOS design
- Instantaneous ultra-wide bandwidth
- Designed for EMI/RFI, lab, and general communication applications
- Suitable for all single channel modulation standards
- Built-in protection circuits
- High reliability and ruggedness



ELECTRICAL SPECIFICATIONS: 50Ω, 25°

Parameter	Specification	Notes
Operating Frequency Range	80 - 1000 MHz	
Power Output @ Psat	1200 Watt Min	CW
Power Output @P1dB GCP	1000 Watt Min	CW
Power Gain	60 dB Min	
Power Gain Flatness	4.0 dB p-p Max	
Input Return Loss	-10 dB Max	Relative to 50 Ohm
2-Tone Intermodulation (IMD)	-30 dBc Typ	50dBm/Tone, Δ = 1MHz
Harmonics	2 nd	-30 dBc Typ
	3 rd	-20 dBc Typ
Spurious	-60 dBc Max	Non-harmonics
Operating Voltage	180 - 240 VAC	
Power Consumption	5 KW Max	At rated Pout
Input Power Protection	+8 dBm Max	<10 Sec without damage
Load VSWR Protection	10: 1	<1 minute at rated Pout

ENVIRONMENTAL CHARACTERISTICS

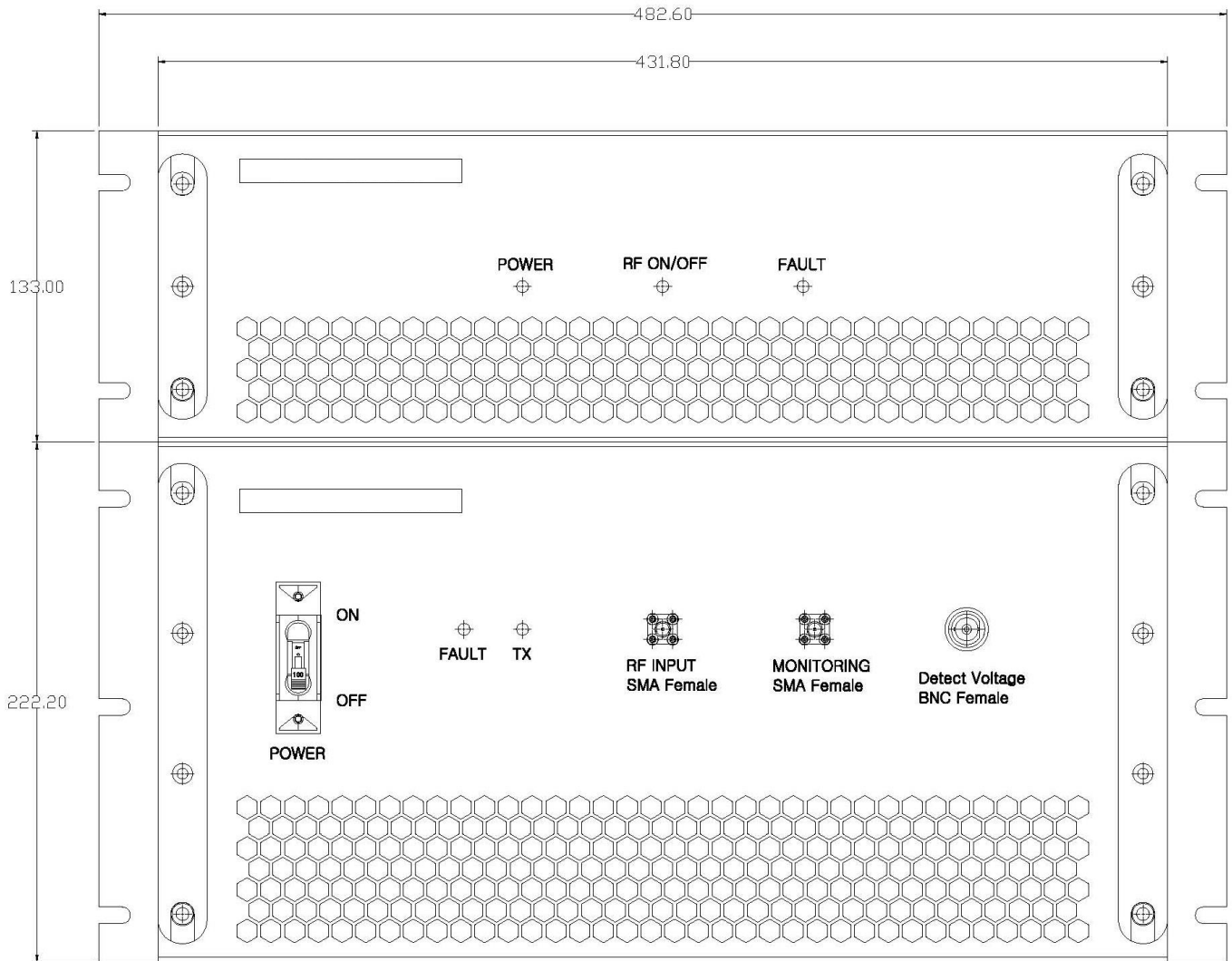
Parameter	Specification	Notes
Operating Ambient Temperature	0 to +50 °C	
Storage Temperature	-40 to +85 °C	
Relative Humidity	5 to 95 %	Non-condensing

MECHANICAL SPECIFICATIONS

Parameter	Specification	Notes
Dimensions W x H x D	R5U + R3U	8U Rack mount chassis
Weight	60 Kg. Max	
RF Connectors In/Out	Type-N Female / 7/16 DIN	
AC Power / Interface	MS / 9-Pin D-Sub	Or equivalent
Cooling	Built in Fan Cooling	Variable speed
OPTIONAL: Digital Monitor & Control FWD, REV, VSWR, GAIN, ALC, V & I, TEMP	Ethernet RJ-45 TCP/IP, RS422/485, USB Optional GPIB Interface	Remote Bluetooth application

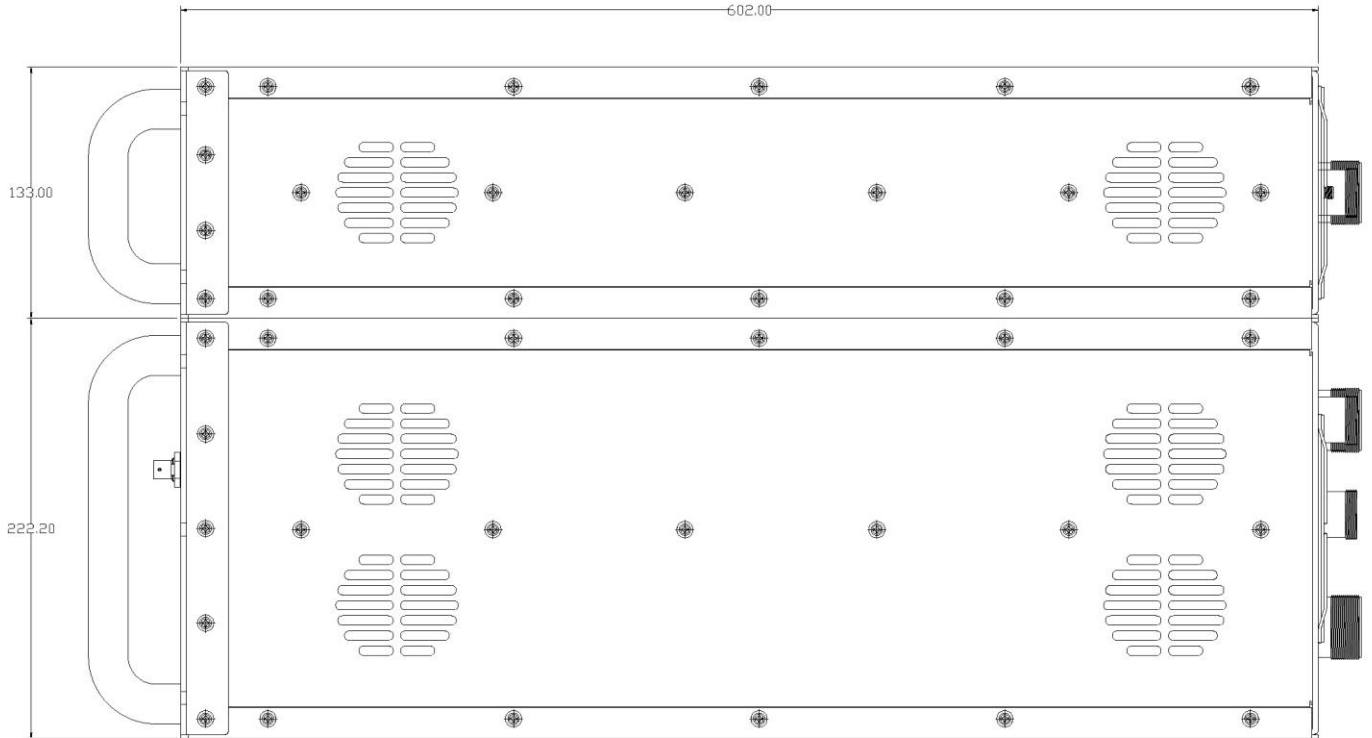
AMP2115B SOLID STATE HIGH POWER AMPLIFIER

OUTLINE DRAWING




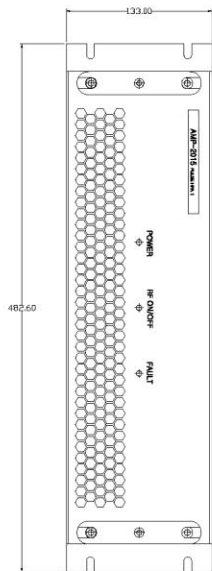
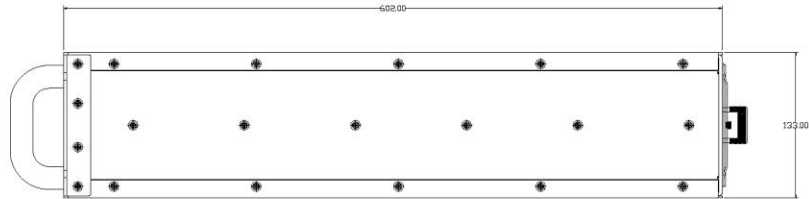


AMP2115B SOLID STATE HIGH POWER AMPLIFIER





AMP2115B SOLID STATE HIGH POWER AMPLIFIER





AMP2115B SOLID STATE HIGH POWER AMPLIFIER

