



AMP2069 SOLID STATE HIGH POWER AMPLIFIER



FEATURES

- Rack mounted system
- Class AB linear LDMOS design
- Instantaneous wide bandwidth
- Suitable for all single channel modulations standards
- Built-in protection circuits
- High reliability and ruggedness

ELECTRICAL SPECIFICATIONS

Parameter	Specification	Notes
Operating Frequency Range	100 - 500 MHz	
Power Output	1000 Watt Min	CW
Power Output @ P1dB	800 Watt Typ	
Power Gain	60 dB Min	
Gain Adjustment Range	20 dB Min	
Power Gain Flatness	3.0 dB p-p Max	
Input Return Loss	10 dB Min	Relative to 50 Ohm
2-Tone Intermodulation (IMD)	>30 dBc Typ	50dBm/Tone, $\Delta = 1\text{MHz}$
Harmonics	>20 dBc Typ	
Non Harmonics Spurious	60 dBc Min	Non Harmonics
Operating Voltage	180 - 240 VAC Nom	50 - 60 Hz
Power Consumption	4 KW Typ / 5 KW Max	At rated Pout
Max Input Power	+8 dBm	Without damage
Load VSWR Protection	$\infty: 1$	
Blanking Speed	20 μs Max	

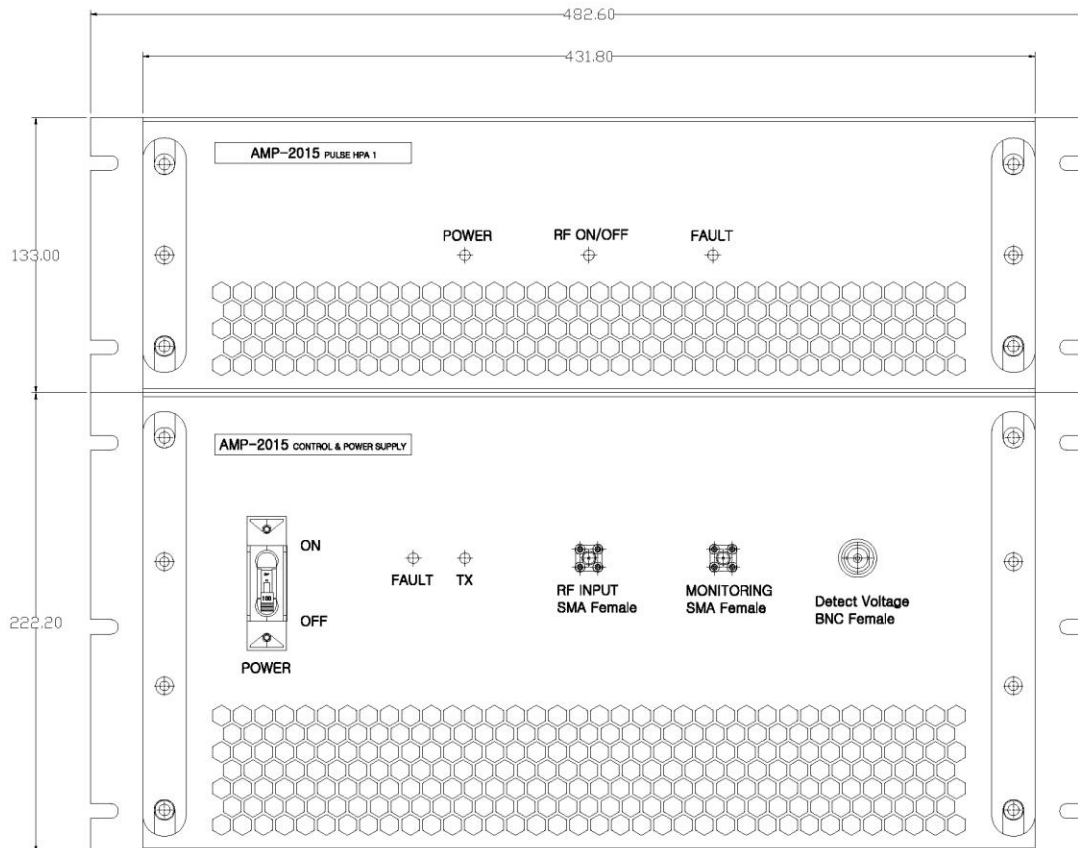
ENVIRONMENTAL CHARACTERISTICS

Parameter	Specification	Notes
Operating Ambient Temperature	0 to +50 °C	
Storage Temperature	-40 to +85 °C	
Relative Humidity	5 to 95 %	Non Condensation
Shock Vibration	MIL-STD-810F, Method 516.5, Procedure I MIL-STD-810F, Method 514.5, Procedure I	

MECHANICAL SPECIFICATIONS

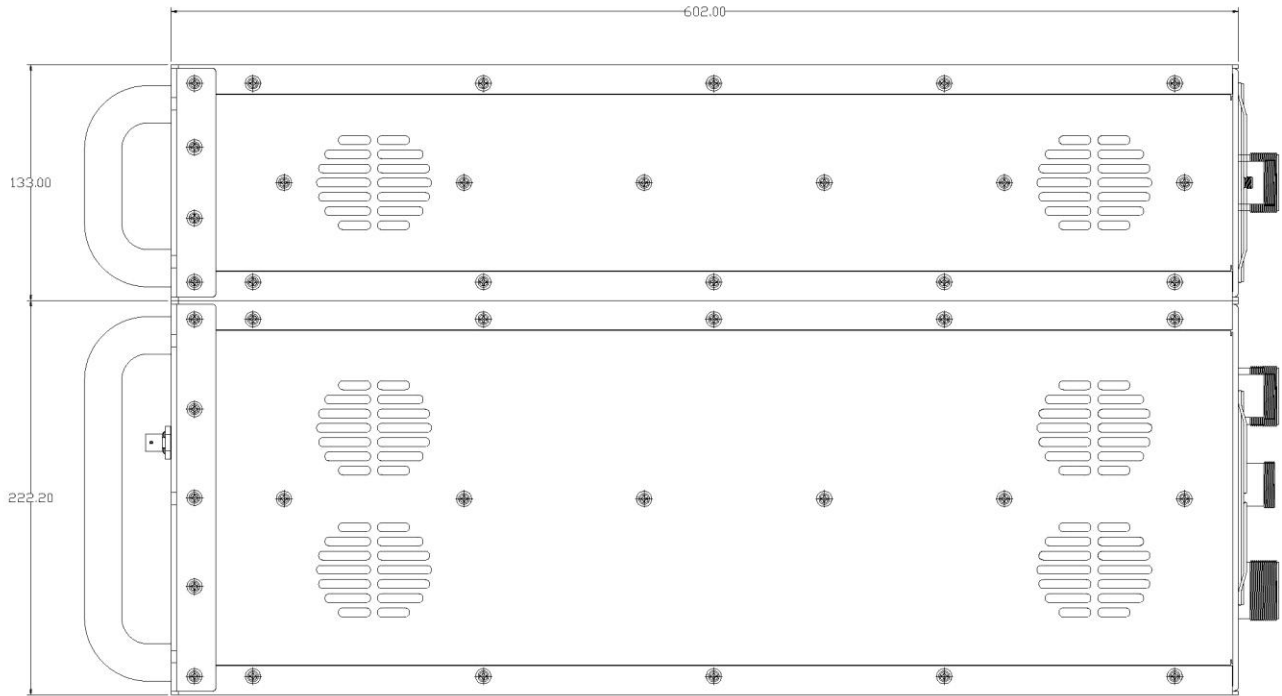
Parameter	Specification	Notes
Dimensions W x H x D	R5U + R3U	Rack mounted chassis
Weight	60 Kg.	
RF Connectors In/Out	Type-N Female	Front Panel Standard
AC Power	See outline drawing	
Cooling	Built in Fan Cooling	Variable speed
OPTIONAL: Digital Monitor & Control FWD, REV, VSWR, GAIN, ALC, V & I, TEMP	Ethernet RJ-45 TCP/IP, RS422/485 Optional GPIB Interface	Local LCD or a Remote Bluetooth application

OUTLINE DRAWING

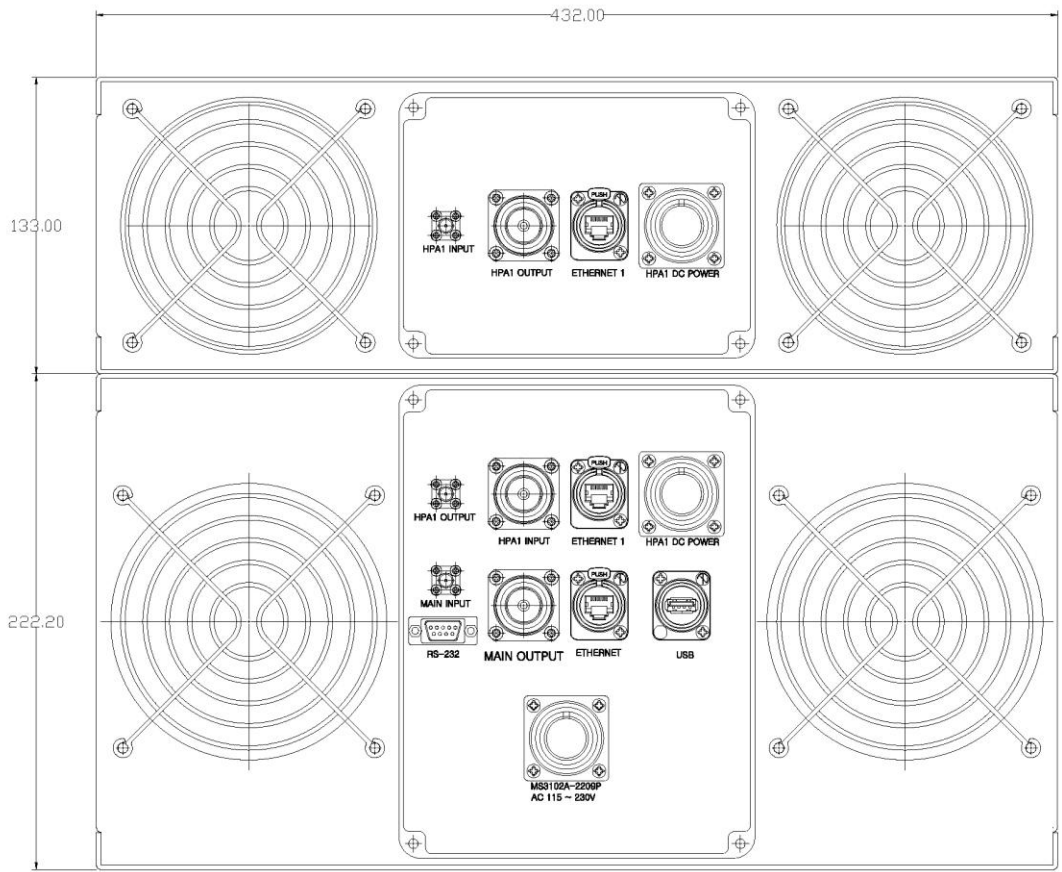






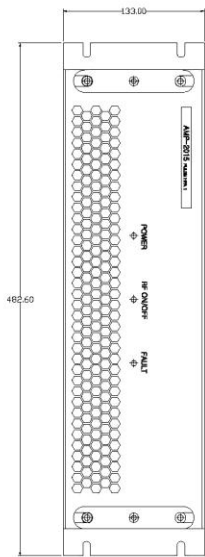
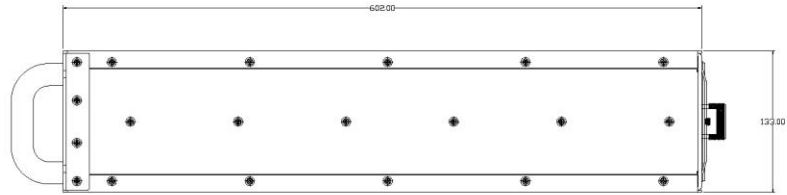
AMP2069 SOLID STATE HIGH POWER AMPLIFIER



AMP2069 SOLID STATE HIGH POWER AMPLIFIER



AMP2069 SOLID STATE HIGH POWER AMPLIFIER



AMP2069 SOLID STATE HIGH POWER AMPLIFIER

