



AMP2052 SOLID STATE HIGH POWER AMPLIFIER



FEATURES

- Rack mounted system
- Class AB linear LDMOS design
- Instantaneous wide bandwidth
- Suitable for all single channel modulation standards
- Built-in protection circuits
- High reliability and ruggedness

ELECTRICAL SPECIFICATIONS: 50Ω, 25°

Parameter	Specification	Notes
Operating Frequency Range	20 - 500 MHz	
Power Output	1000 Watt Min	CW
Power Gain	60 dB Min	
Power Gain Flatness	3.0 dB p-p Max	
Input Return Loss	-10 dB Min	Relative to 50 Ohm
2-Tone Intermodulation (IMD)	-30 dBc Typ	50dBm/Tone, Δ = 1MHz
Harmonics	2 nd	-30 dBc Typ
	3 rd	-20 dBc Typ
Spurious	-60 dBc Max	Non-harmonics
Operating Voltage	180 - 240 VAC	
Power Consumption	5 KW Max	At rated Pout
Input Power Protection	+8 dBm Max	Note 1
Load VSWR Protection	∞: 1	Note 2

Notes:

1. Nominal Input Power is 0dBm. +8dBm is allowed for up to 10Sec with no damage.
2. 1 Minute Max @ rated Pout – Auto shutdown with controller option.

ENVIRONMENTAL CHARACTERISTICS

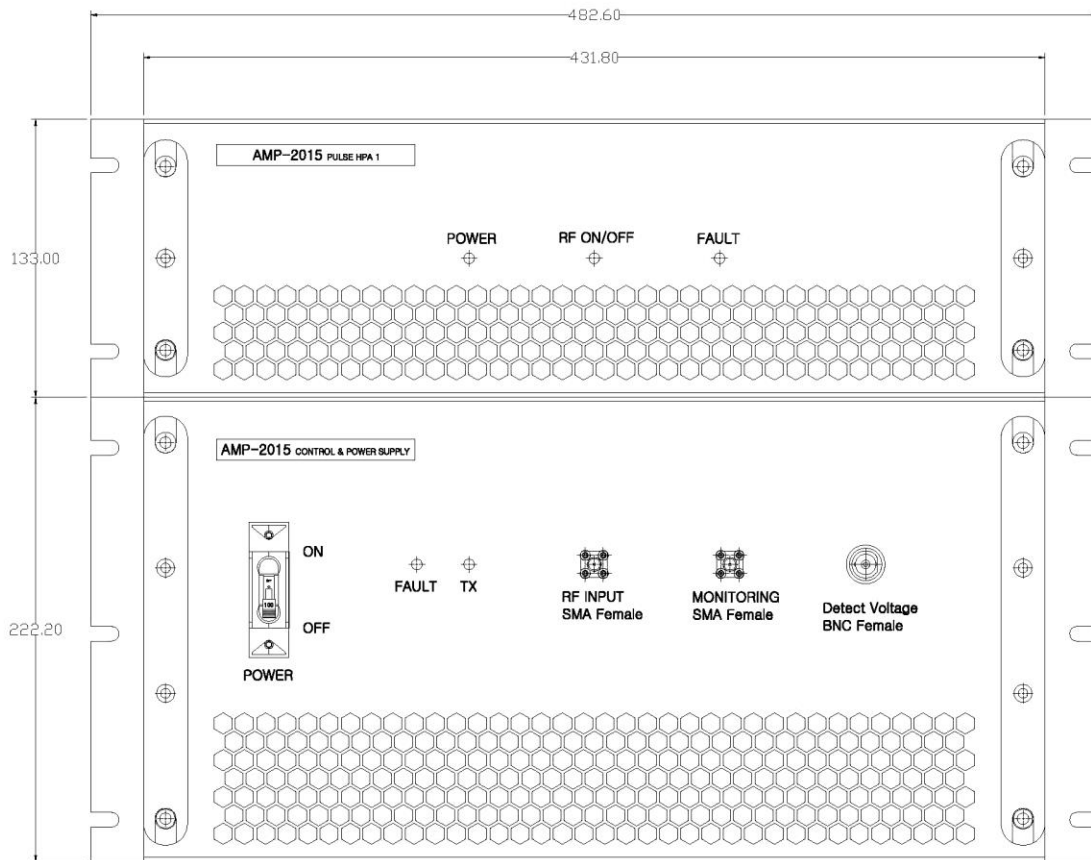
Parameter	Specification	Notes
Operating Ambient Temperature	0 to +50 °C	
Storage Temperature	-40 to +85 °C	
Relative Humidity	5 to 95 %	Non-condensing

MECHANICAL SPECIFICATIONS

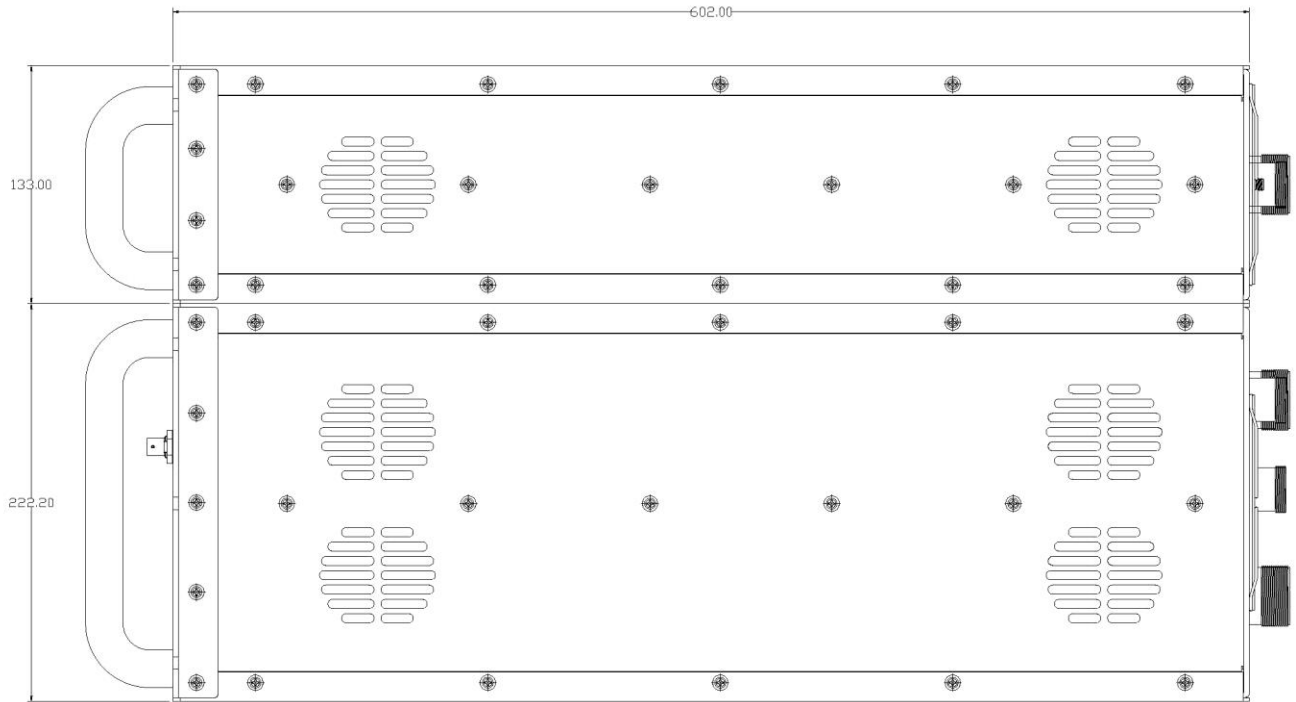
Parameter	Specification	Notes
Dimensions	R5U+ R3U	Rack mounted chassis
Weight	60 Kg.	
RF Connectors In/Out	Type-N Female	Front or rear panel
AC Power	See outline drawing	
Cooling	Built in Fan Cooling	Variable speed
OPTIONAL: Digital Monitor & Control FWD, REV, VSWR, GAIN, ALC, V & I, TEMP	Ethernet RJ-45 TCP/IP, RS422/485, USB Optional GPIB Interface	Local LCD or a Remote Bluetooth application

AMP2052 SOLID STATE HIGH POWER AMPLIFIER

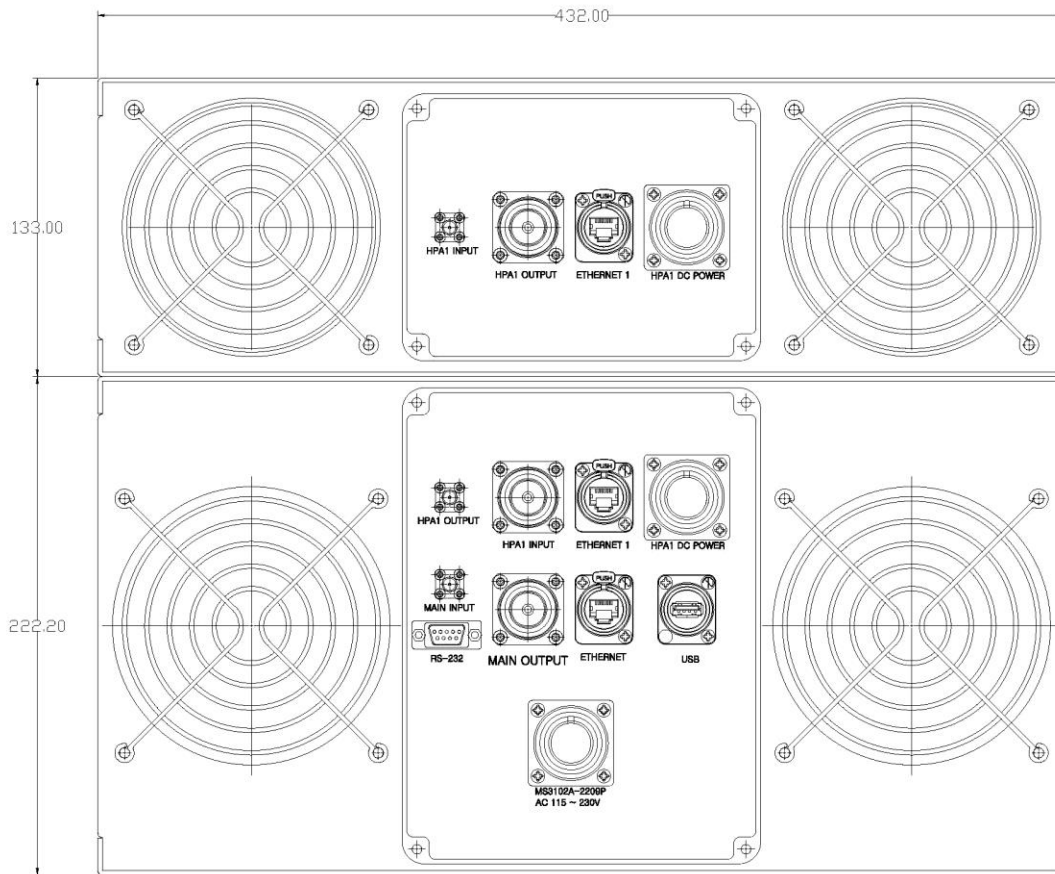
OUTLINE DRAWING



AMP2052 SOLID STATE HIGH POWER AMPLIFIER


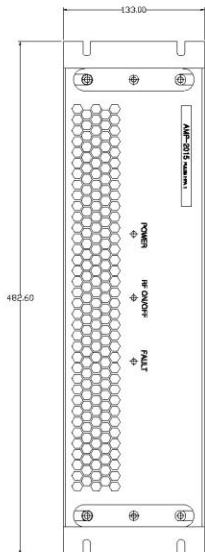
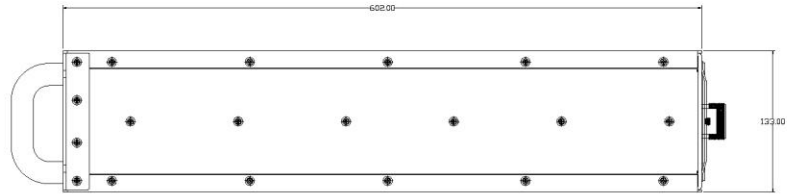


AMP2052 SOLID STATE HIGH POWER AMPLIFIER





AMP2052 SOLID STATE HIGH POWER AMPLIFIER



AMP2052 SOLID STATE HIGH POWER AMPLIFIER

