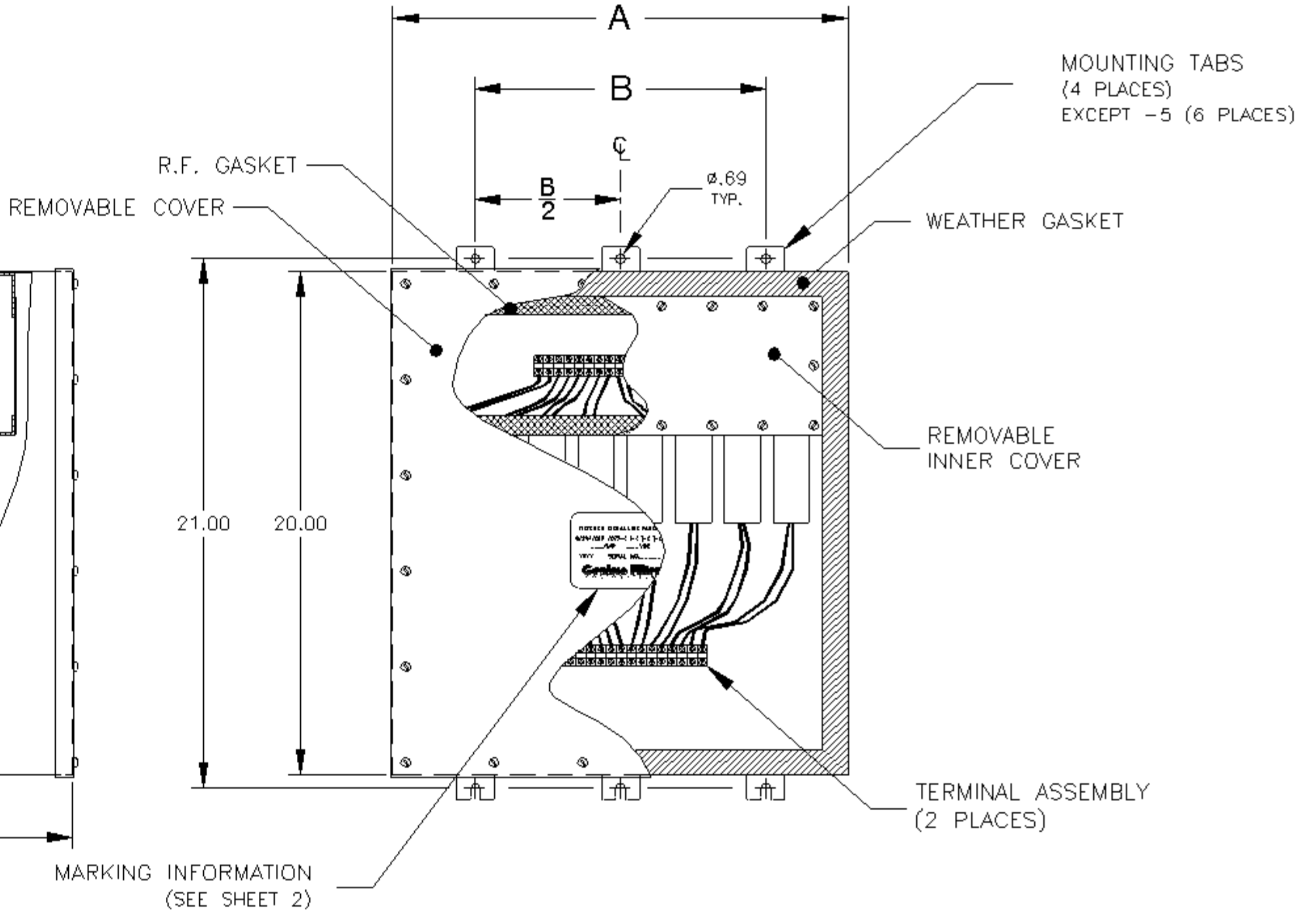
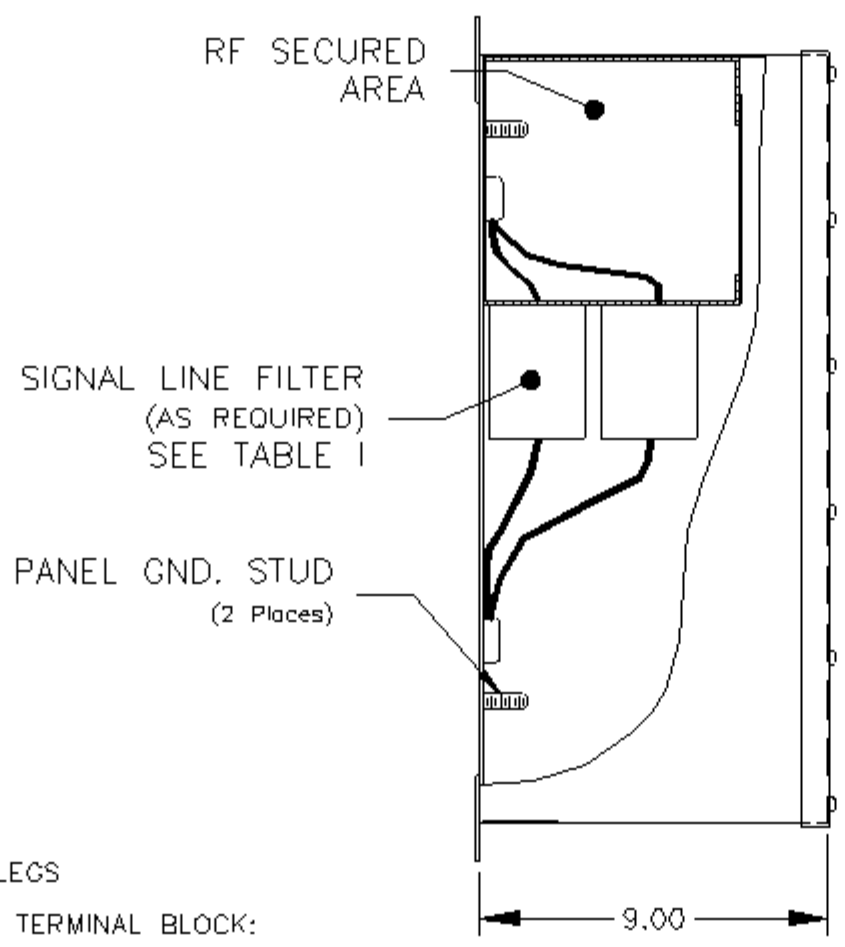


TABLE I

DASH NO.	CAPACITY IN NUMBER OF PAIRS OF CIRCUITS	A (Inches)	B (Inches)	APPROX. WT. (LB.)
-1	12	14.5	8.0	59
-2	20	18.0	11.5	75
-3	30	25.5	19.0	105
-4	50	49.5	29.0	180
-5	56	52.0	40.0	210

REV	DESCRIPTION	DATE	APPROVED

11. PANELS FURNISHED WITHOUT CONDUIT HUBS OR KNOCKOUTS. (AVAILABLE ON REQUEST)
  10. LIFTING EARS ARE INSTALLED ON PANELS -11 OR LARGER.
  9. ADD SERIAL NO. WHEN REQUIRED BY CUSTOMER
  8. MFG.'S DATE CODE: XX = YEAR, YY = WEEK
  7. ONE (1) PAIR OF CIRCUITS CONSISTS OF EITHER ONE (1) DUAL CIRCUIT FILTER OR TWO (2) SINGLE CIRCUIT FILTERS AS REQUIRED.
  6. CORRESPONDING TERMINALS ARE CONNECTED CONSECUTIVELY FROM LEFT TO RIGHT AT BOTH TOP & BOTTOM WITH PAIRS ADJACENT TO EACH OTHER
  5. FILTERS CONFORM TO MIL-F-15733 AS APPLICABLE.
  4. ENCLOSURES ARE CONSTRUCTED FOR MAXIMUM SHIELDING EFFECTIVENESS TO MEET ALL APPLICABLE MILITARY SPECIFICATIONS.
  3. ORDERING INFORMATION:  
 GFP 7972 - ( ) - ( ) - ( ) - ( ) - L  
 ADD 'L' FOR 12" LEGS  
 TYPE OF TERMINATION ON TERMINAL BLOCK:  
 P= TELEPHONE TYPE PUSH PINS  
 S= 6-32 UNC-2A STUD WITH HEX NUT. (SUGGESTED FOR APPLICATIONS OVER 4 AMPS)  
 PART NO. OF FILTER TO BE INSTALLED  
 ACTUAL NO. OF PAIR OF CIRCUITS  
 DASH NO. FOR SIZE OF PANEL  
 BASIC PART NUMBER
  2. R.F. SHIELDED PLATES ARE INSTALLED WHERE FILTERS ARE NOT REQUIRED.
  1. FINISH: GRAY ENAMEL PAINT
- NOTES : UNLESS OTHERWISE SPECIFIED



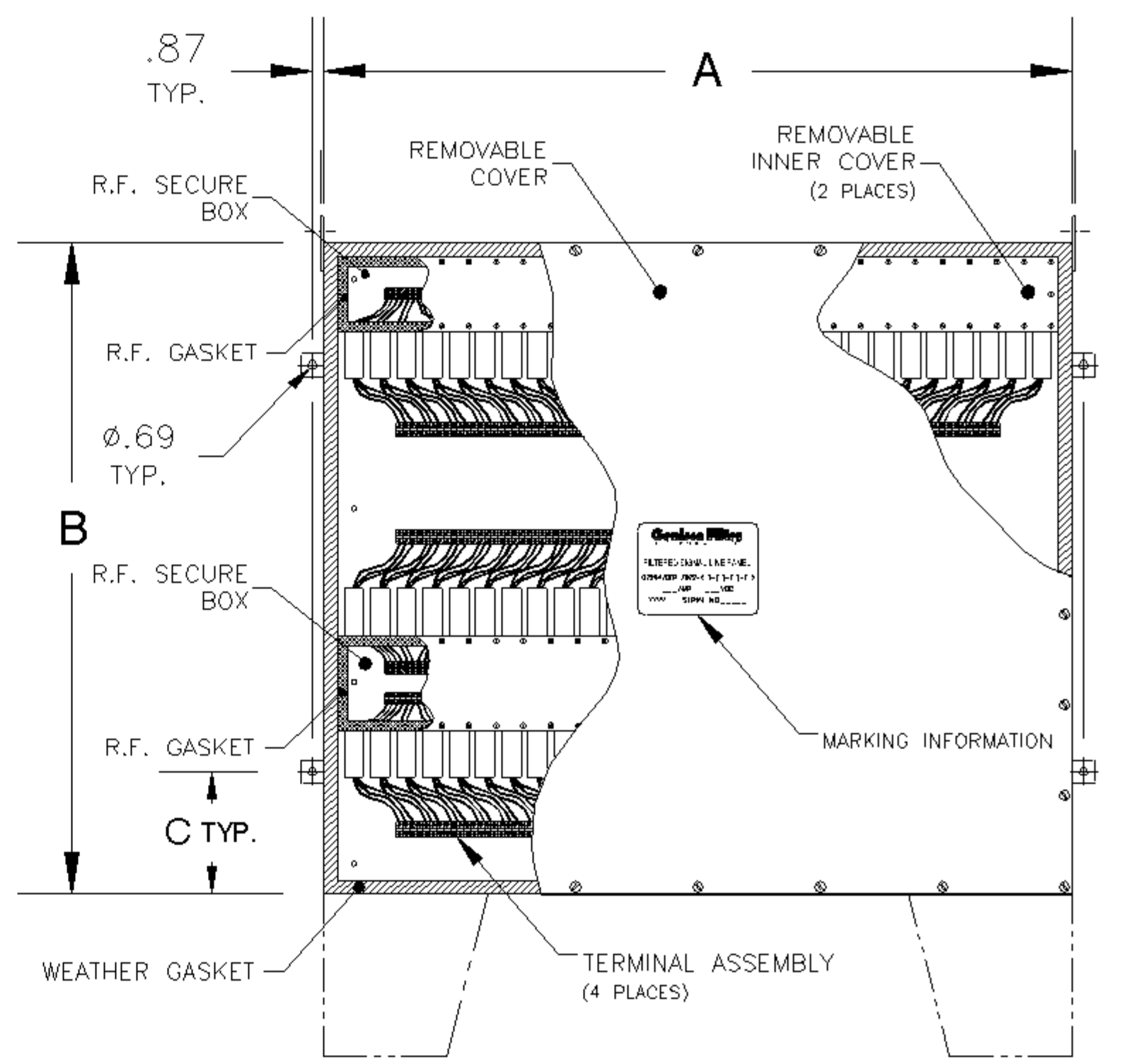
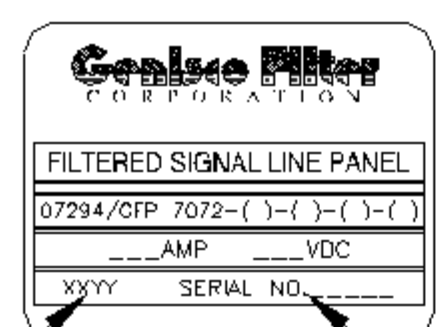
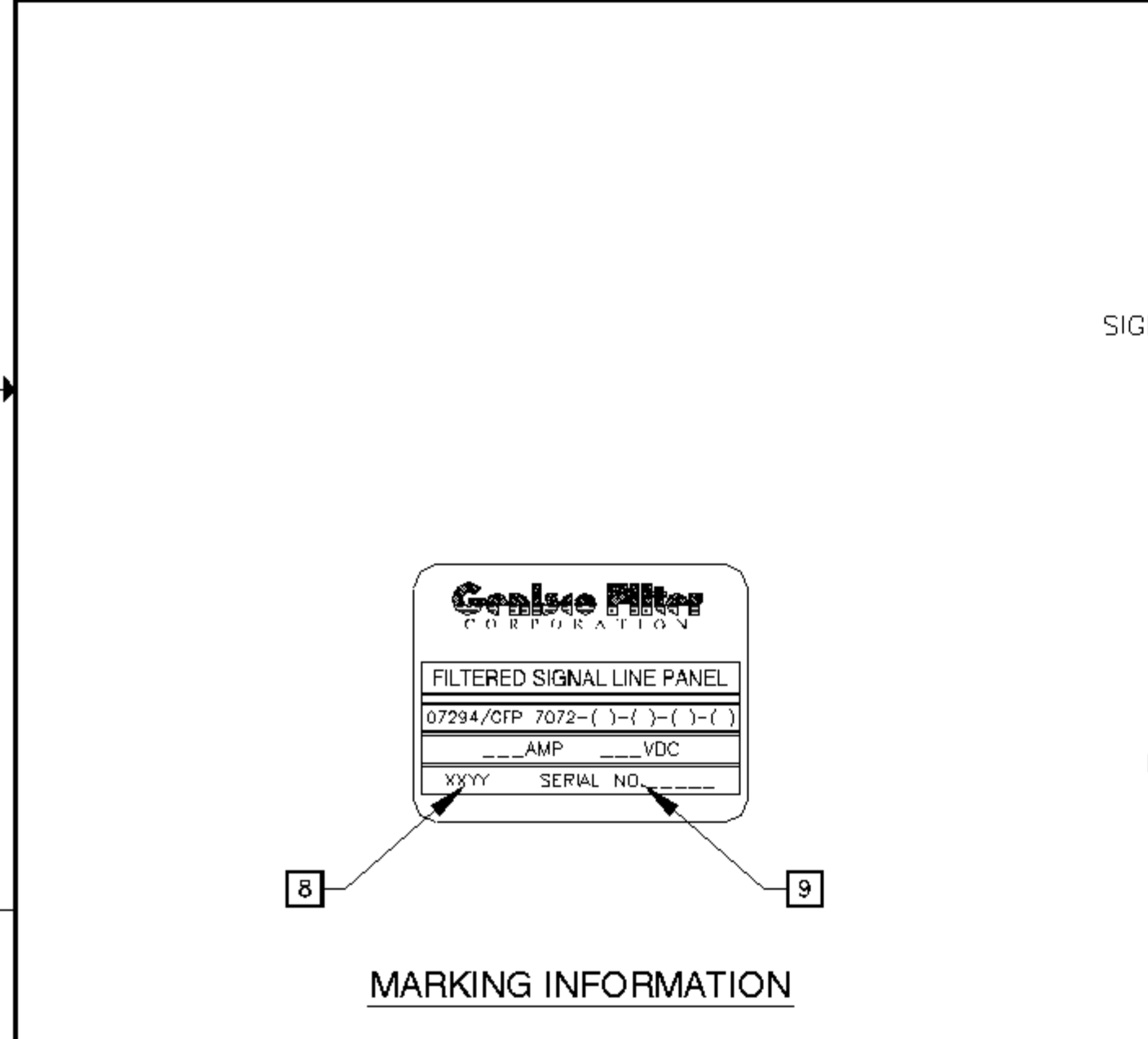
UNLESS OTHERWISE SPECIFIED		DRAWN	DATE	 GENISCO FILTER CORPORATION SAN DIEGO, CA.
CHECKED		RICH ARNBY	10/24/02	
TOLERANCES		APPR.		TITLE FILTER PANEL, SIGNAL LINE FILTER
FRAC.	DECIMALS	ANGLES		
±.125	.005	30°		MATERIAL: RELEASE OLD DRAWING NUMBER APPLICATION
±.005	.0005	15°		
GFP-7072- USED ON		RELEASE		SIZE CODE B 07294
APPLICATION		RELEASE		DWD NO. 057-7072-XXX
		SCALE	NONE	SHEET 1 of 2

# SIGNAL LINE FILTER PANEL

# GFP 7072 SERIES

DASH NO.	CAPACITY IN NUMBER OF PAIRS OF CIRCUITS	A (Inches)	B (Inches)	C (Inches)	D (Inches)	APPROX. WT. (LB.)
-6	81	17.00	48.00	9.00	12.00	300
-7	90	18.75	48.00	9.00	12.00	325
-8	99	20.25	48.00	9.00	12.00	375
-9	126	25.75	48.00	9.00	12.00	525
-10	171	34.50	48.00	9.00	12.00	650
-11	225	45.00	48.00	9.00	12.00	950
-12	279	55.00	48.00	9.00	12.00	1100
-13	315	63.00	48.00	9.00	12.00	1200
-14	369	73.50	48.00	9.00	12.00	1400
-15	423	84.00	48.00	9.00	12.00	1600
-16	459	91.00	48.00	9.00	12.00	1800

REV.	DESCRIPTION	DATE	APPROVED
------	-------------	------	----------



STYLE 2

---SEE SHEET 1---

NOTES : UNLESS OTHERWISE SPECIFIED

UNLESS OTHERWISE SPECIFIED		DATE	DATE	DATE	DATE
FRAC'T	TELEPHONES	APP'N	APP'N	APP'N	APP'N
1/2	1/25	1/25	1/25	1/25	1/25
1/16	1/16	1/16	1/16	1/16	1/16
MATERIAL:		RELEASE	SCALE	NONE	WEIGHT
GENISCO FILTER CORPORATION SAN DIEGO, CA.		DATE	DATE	DATE	DATE
TITLE		CODE	REV. NO.	DWG. NO.	REV.
FILTER PANEL, SIGNAL LINE FILTER		B	07294	057-7072-XXX	P
OLD DRAWING NUMBER		SCALE NONE WEIGHT			
057-7072-( )-( )-( )-( )		SHEET 2 OF 2			

# SIGNAL LINE FILTER PANEL

# GFP 7072 SERIES