



AMP2115A SOLID STATE HIGH POWER AMPLIFIER

FEATURES

- Rack mounted system
- Class AB linear LDMOS design
- Instantaneous ultra-wide bandwidth
- Designed for EMI/RFI, lab, and general communication applications
- Suitable for all single channel modulation standards
- Built-in protection circuits
- High reliability and ruggedness



ELECTRICAL SPECIFICATIONS: 50Ω, 25°

Parameter	Specification	Notes
Operating Frequency Range	20 - 1000 MHz	
Power Output @ Psat	1000 Watt Min	CW
Power Output @P1dB GCP	700 Watt Min	CW
Power Gain	60 dB Min	
Power Gain Flatness	4.0 dB p-p Max	
Input Return Loss	-10 dB Max	Relative to 50 Ohm
2-Tone Intermodulation (IMD)	-30 dBc Typ	50dBm/Tone, Δ = 1MHz
Harmonics	2 nd	-30 dBc Typ
	3 rd	-20 dBc Typ
Spurious	-60 dBc Max	Non-harmonics
Operating Voltage	180 - 240 VAC	
Power Consumption	5 KW Max	At rated Pout
Input Power Protection	+8 dBm Max	<10 Sec without damage
Load VSWR Protection	10: 1	<1 minute at rated Pout

MECHANICAL SPECIFICATIONS

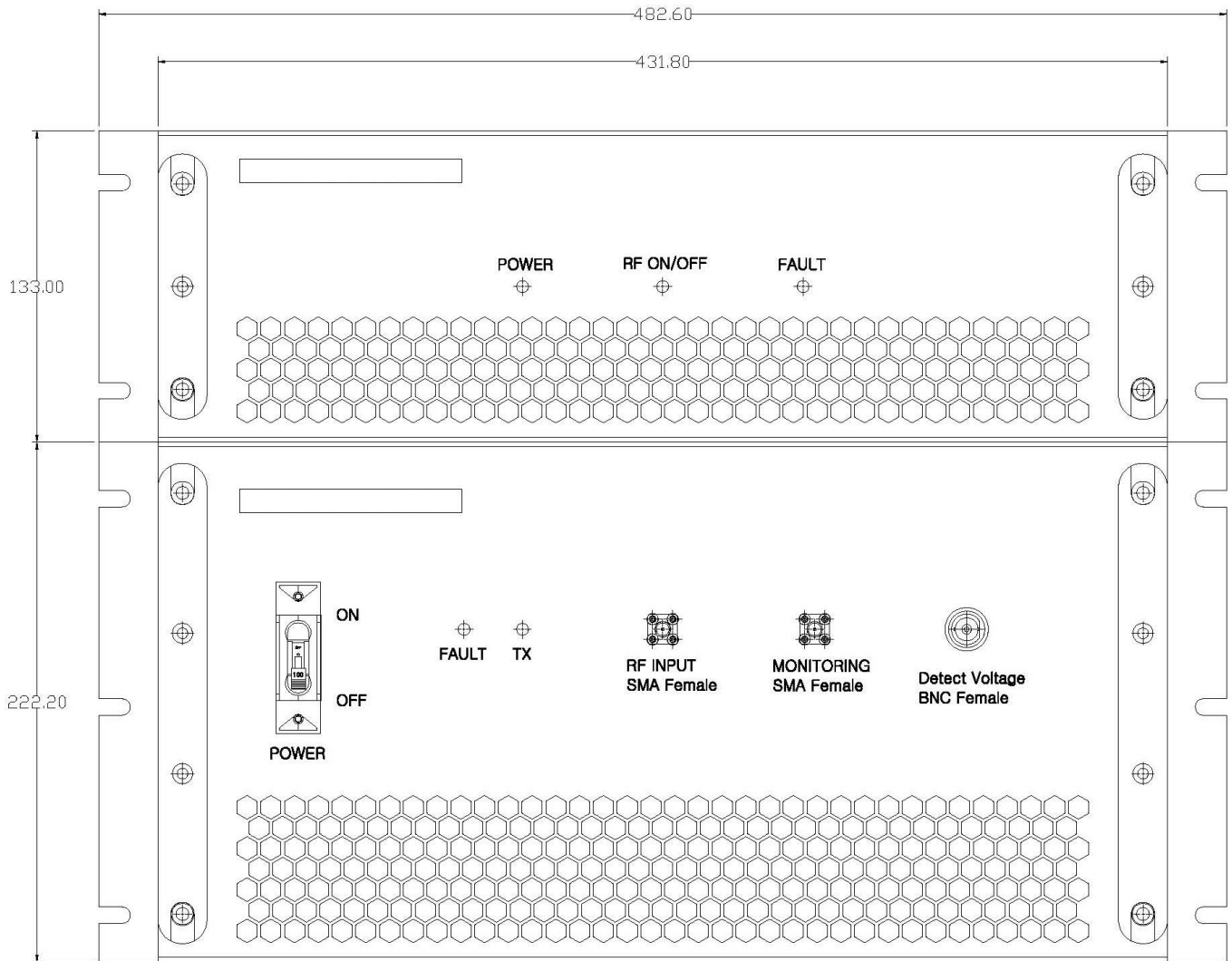
Parameter	Specification	Notes
Dimensions W x H x D	R5U + R3U	8U Rack mount chassis
Weight	60 Kg. Max	
RF Connectors In/Out	Type-N Female / 7/16 DIN	
AC Power / Interface	MS / 9-Pin D-Sub	Or equivalent
Cooling	Built in Fan Cooling	Variable speed
OPTIONAL: Digital Monitor & Control FWD, REV, VSWR, GAIN, ALC, V & I, TEMP	Ethernet RJ-45 TCP/IP, RS422/485, USB Optional GPIB Interface	Remote Bluetooth application

ENVIRONMENTAL CHARACTERISTICS

Parameter	Specification	Notes
Operating Ambient Temperature	0 to +50 °C	
Storage Temperature	-40 to +85 °C	
Relative Humidity	5 to 95 %	Non-condensing

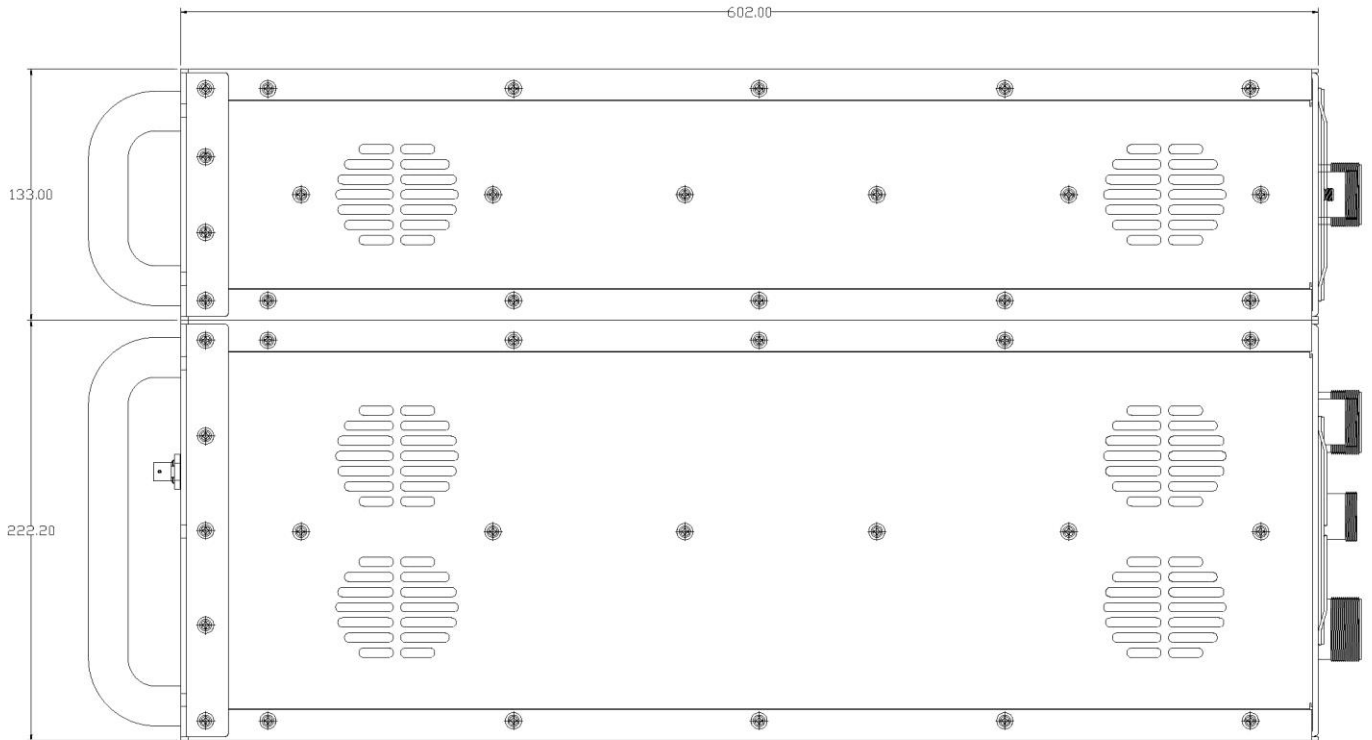
AMP2115A SOLID STATE HIGH POWER AMPLIFIER

OUTLINE DRAWING




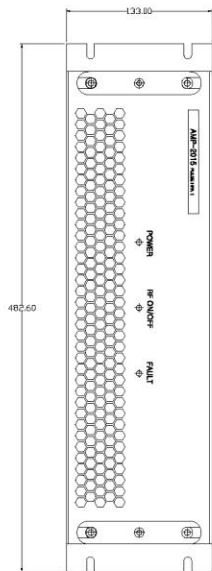
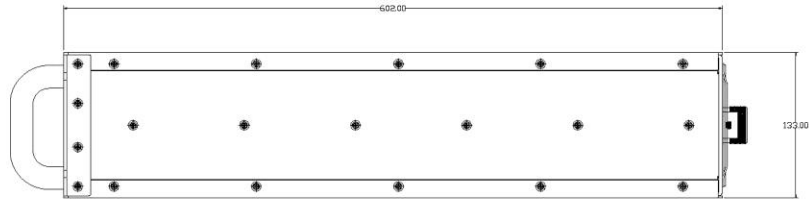


AMP2115A SOLID STATE HIGH POWER AMPLIFIER





AMP2115A SOLID STATE HIGH POWER AMPLIFIER





AMP2115A SOLID STATE HIGH POWER AMPLIFIER

