



AMP2061-1 SOLID STATE HIGH POWER AMPLIFIER

FEATURES

- Rack mounted Roll-Around cabinet
- Broadband push-pull MOSFET design
- Suitable for single channel modulation standards
- Built-in remote control, monitoring and protection circuits
- High reliability and ruggedness

ELECTRICAL SPECIFICATIONS@ 50 Ohm

Parameter	Specification	Notes
Operating Frequency Range	10 kHz - 200 MHz	Instantaneous
Power Output@ 10kHz - 100MHz	3,000 Watt Min	CW
Power Output @ 1dB compressions	1,500W Min	
Power Gain	65 dB Min	
Gain Flatness	5 dB p-p Max	
Input Return Loss	10 dB Min	
Harmonics 2nd /3rd	-15 / -18 dBc Typ	At rated Pout
Spurious	-60 dBc Max	Non-harmonics
Gain Adjustment	20 dB Min	Continuous range
Power Consumption	11 KW Max	At rated Pout
Overdrive Protection	+8 dBm	<10 Sec without damage
Load VSWR	5 : 1 Max	<1 minute at rated Pout

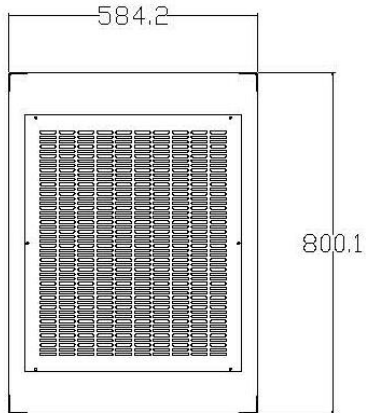
ENVIRONMENTAL CHARACTERISTICS

Parameter	Specification	Notes
Operating Ambient Temperature	0 to +45°C	
Storage Temperature	-20 to +85°C	
Relative Humidity	5 to 95%	Non-condensing

MECHANICAL SPECIFICATIONS

Parameter	Specification	Notes
Dimensions W x H x D	Cabinet System	See outline drawing
Weight	300 Kg	Max
RF Connectors In/Out	N Female / 1-5/8" EIA Standard	Rear
Pulse Modulation Input	BNC Female	Rear
RF Sample Ports (FWD/REV)	N Female	Front
AC Power	187-264 VAC Delta (4 wire) Wye compatible	47-63Hz, 3-phase
Cooling	Built in cooling fans	
Digital Monitor & Control: FWD, REV, VSWR, GAIN, ALC, V & I, TEMP	Ethernet RJ-45 TCP/IP, USB, RS-232, IEEE-488.2 GPIB, LCD Display	

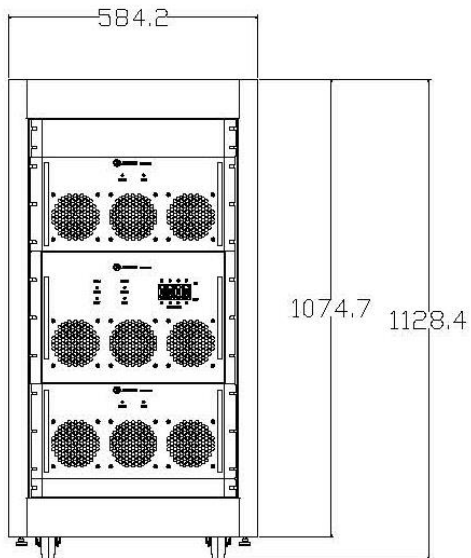
AMP2061-1 SOLID STATE HIGH POWER AMPLIFIER




Top View

***. NOTE**

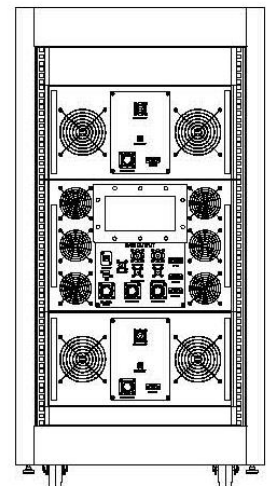
1. Apply Model : Hammond Manufacturing – C2 Series



Front View



Side View



Rear View