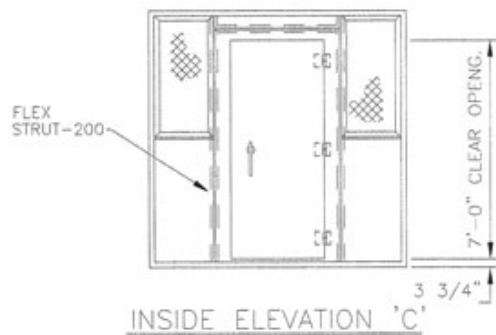





SCREEN PANELS LOCATED ON CEILING AND UPPER HALVES OF WALLS



REVISIONS			
SYM.	DESCRIPTION	DATE	APPROVAL

**ACCESSORIES:**

- A. ONE(1) RF. SHIELDED PERSONNEL DOOR WITH 36" X 84" CLEAR OPENING, TYPE RCM-154.
- B. POLYVINYL AND MASONITE UNDERLAYMENT.
- C. ONE(1) BRASS GROUND STUD.
- E. ONE(1) DUAL (2-WIRE) 30 AMPERE POWER FILTER.

**NOTES:**

- 1. PARENT ROOM FLOOR MUST BE FLAT AND LEVEL WITHIN 1/4" EVERY 10'-0" (NON-ACCUMULATIVE). "NOT BY UNIVERSAL SHIELDING CORP. PARENT ROOM FLOOR, WALLS AND CEILING MUST BE FREE OF ANY OBSTRUCTIONS.
- 2. FINAL FABRICATION CANNOT BE COMPLETED UNTIL DRAWING(S) IS/ARE APPROVED BY CUSTOMER.
- 3. ALL ELEVATIONS ARE SHOWN FROM INSIDE OF RF. ENCLOSURE.

MATERIAL	FINISH	HEAT TREAT	UNIVERSAL SHIELDING CORP.		
MODEL # USC-44	TITLE	TEMP.	UNIVERSAL SHIELDING CORP.		
SCALE 3/8" = 1'-0"	DRAWN J.R.B	DATE	SIZE	DRAWING NUMBER	ISSUE
	CHECKED	DATE	C	USC-	
	APPROVED	DATE			