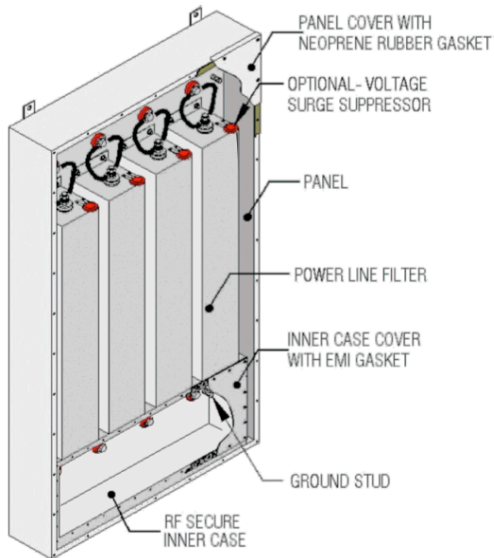




**GENISCO FILTER™**  
always on.™

## Facility Power Line Filters

**GFP68216 High Performance Series Inductive Input  
100 dB from 14 KHz ~ 18 GHz**



Ordering Information				
<u>GFP68216</u>	<u>-4x</u>	<u>075</u>	<u>D</u>	<u>-00</u>
<b>Basic Prefix</b>	<b># of Filters *</b>	<b>Current Rating (Table 1)</b>	<b>Volt./Freq. Rating **</b>	<b>Add-Ons (Opt)***</b>
	-2x -3x -4x		A: 24-1,000 VDC B: 120/208 VAC, 50/60 Hz C: 120/208 VAC, 400 Hz D: 277/480 VAC, 50/60 Hz	00-Standard 01-Legs 02-Lights 03-MOVs 04-Legs+Lights 05-Legs+MOV 06-Lights+MOV 07-Legs+Light+MOV
<small>* One filter per conductive path ** Represents maximum Voltage/Frequency *** Crate for shipping included in all options</small>				

### Product Summary

EMI/RFI Facility Power Line Filters are used to block unwanted signals and remove interference from entering or exiting through the power lines. Our High Performance Filters are specified to 100 dB from 14 kHz ~ 18GHz.

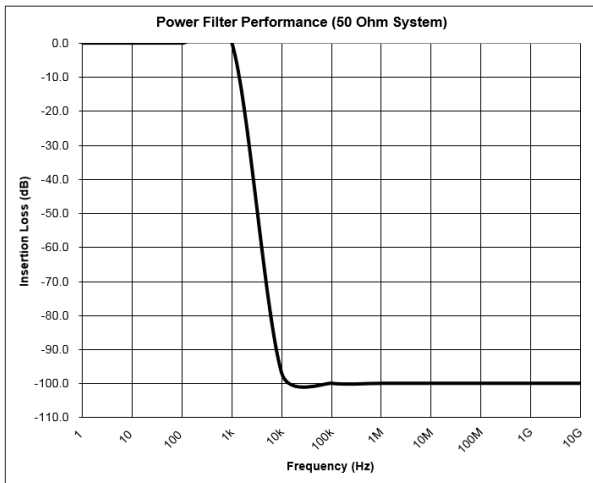
*SUBJECT TO CHANGE WITHOUT NOTICE  
03/28/2014*





## FUNCTIONAL CHARACTERISTICS

- Voltage Ratings:
  - 24-1,000 VDC
  - 120/208 VAC (50/60 Hz)
  - 277/480 VAC (50/60 Hz)
- Voltage Drop:
  - 2% maximum at full rated unity power factor load.
- Harmonic Distortion:
  - 4% maximum at full rated unity power factor load
- Temperature Rating:
  - MIL-PRF-15733
- Current Overload:
  - 140% maximum current rating
- RF Radiation:
  - Greater than 100 dB isolation
- Dielectric With-Standing Voltage:
  - 2,200 VDC (prior to installation of discharge resistors)
- Insulation Resistance:
  - MIL-PRF-15733 (prior to installation of discharge resistors)
- Insertion loss:
  - 100 dB 14 KHz to 18 GHz
  - 50/50 Ohm System



\*Representation of Insertion Loss Specifications

## SPECIAL FEATURES

### Filters

- Low Pass filter circuits ~ passive components which includes inductors, capacitors, resistors and optional transient suppression devices
- Manufactured and tested per applicable portions of MIL-PRF-15733
- Filter cases 16 gage, CRS, plated or painted finish
- Sealed with welded and soldered seams for shielding effectiveness
- Discharge resistors incorporated to eliminate potential shock hazard

### Enclosure

- Modified NEMA type fabricated panel of not less than 14 gauge cold rolled steel painted Gray (Std. Paint Color)
- RF tight inner area secured with RF gasket for 100 dB minimum shielding effectiveness, 14 kHz to 18 GHz
- Pre-wired standoffs and cable lugs
- Lifting ears included
- Front cover access to filters and terminal standoffs
- Floor or wall mount options

## Applicable Specifications

- Military Specifications
  - MIL-PRF-15733 General
- Military Test Methods
  - MIL-STD-202 Component Parts
  - MIL-STD-220 Insertion Loss
  - MIL-STD-285 Shielding Effectiveness
- NFPA 70/2011 National Electrical Code Standards

## Available Options

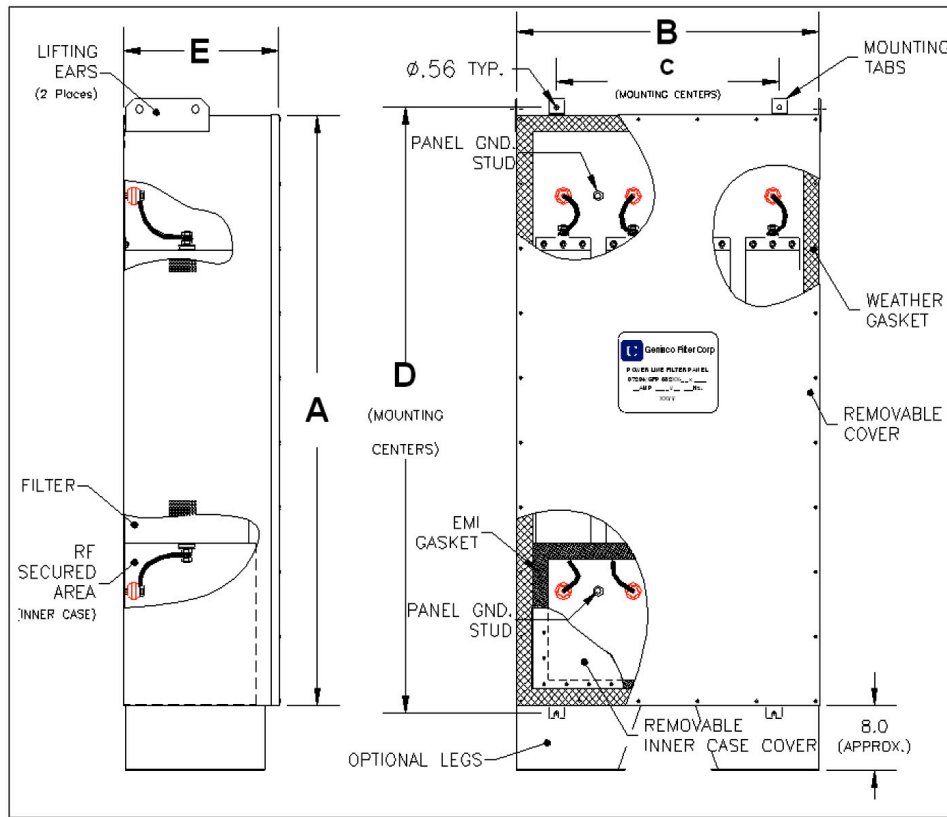
- EMP and surge Suppressors
- HUB and Fitting Installation
- Legs (8.0 Inch Standard)
- Custom Paint Colors (Enclosure)
- RF Secure Penetration Accessories
- Voltage Indicator Lights
- 400 Hz Filters (lower insertion loss performance)

*SUBJECT TO CHANGE WITHOUT NOTICE*  
03/28/2014



**GENISCO FILTER™**  
*always on.™*

## Mechanical Dimensions



**Table 1 Mechanical Dimensions**

Quantity of Filters and Current Rating*	A	B	C	D	E	Approx Weight (lbs)
2x20 Amp to 2x30 Amp	34	13	7	35.3	8.25	160
3x30 Amp to 3x60 Amp	34	18	12	35.3	8.25	190
4x30 Amp to 4x60 Amp	34	23	17	35.3	8.25	225
3x100 Amp to 3x150 Amp	50	23	17	51.3	8.25	275
4x100 Amp to 4x150 Amp	50	23	17	51.3	8.25	350
5x100 Amp to 5x150 Amp	50	28.5	22.5	51.3	8.25	450
3x200 Amp to 3x250 Amp	50	31	25	51.3	8.25	340
4x200 Amp to 4x250 Amp	50	31	25	51.3	8.25	450
3x300 Amp to 3x400 Amp	72	35	N/A	N/A	18	1050
4x300 Amp to 4x400 Amp	72	35	N/A	N/A	18	1,200
3x600 Amp to 4x600 Amp	73	39	N/A	N/A	22	1,400
3x800 Amp to 4x800 Amp	100	39	N/A	N/A	20	1,600
4x1,200 Amp	72	66	N/A	N/A	18	2,200

\*Other Circuit Configurations and Current Ratings Available Upon Request • Dimensions are in Inches

SUBJECT TO CHANGE WITHOUT NOTICE  
 03/28/2014

