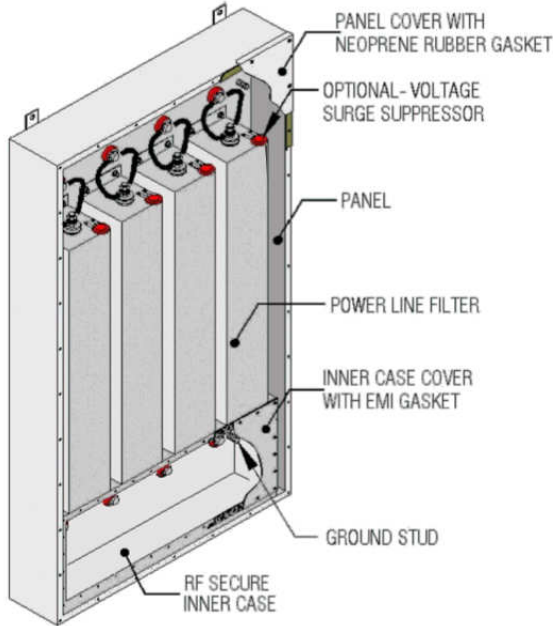




## Facility Power Line Filters

### GFP78201 High Performance Series Capacitive Input 100 dB from 14 KHz ~ 18 GHz



<b>PANEL OPTIONS</b>			
GFP78201	-4x	075	-00
<b>PANEL MODEL</b>	<b>NUMBER OF FILTERS*</b>	<b>Current Rating (AMPS)</b>	<b>Add-Ons (Opt)***</b>
	-2x -3x -4x		00-Standard 01-Legs 02-Lights 03-MOVs 04-Legs+Lights 05-Legs+MOV 06-Lights+MOV 07-Legs+Light+MOV
* One filter per conductive path			
*** Crate for shipping included in all options			

### Product Summary

EMI/RFI Facility Power Line Filters are used to block unwanted signals and remove interference from entering or exiting through the power lines. Our High Performance Filters are specified to 100 dB from 14 kHz ~ 18GHz.

*SUBJECT TO CHANGE WITHOUT NOTICE  
03/28/2014*

#### FUNCTIONAL CHARACTERISTICS

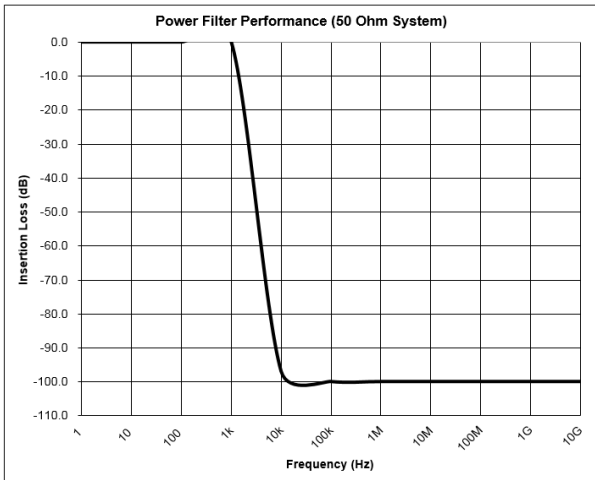
- Voltage Ratings:

- 24-1,000 VDC
- 120/208 VAC (50/60 Hz)





- 277/480 VAC (50/60 Hz)
- Voltage Drop:
  - 2% maximum at full rated unity power factor load.
- Harmonic Distortion:
  - 4% maximum at full rated unity power factor load
- Temperature Rating:
  - MIL-PRF-15733
- Current Overload:
  - 140% maximum current rating
- RF Radiation:
  - Greater than 100 dB isolation
- Dielectric With-Standing Voltage:
  - 2,200 VDC (prior to installation of discharge resistors)
- Insulation Resistance:
  - MIL-PRF-15733 (prior to installation of discharge resistors)
- Insertion loss:
  - 100 dB 14 KHz to 18 GHz
  - 50/50 Ohm System



\*Representation of Insertion Loss Specifications

## SPECIAL FEATURES

SUBJECT TO CHANGE WITHOUT NOTICE  
03/28/2014

## Filters

- Low Pass filter circuits ~ passive components which includes inductors, capacitors, resistors and optional transient suppression devices
- Manufactured and tested per applicable portions of MIL-PRF-15733
- Filter cases 16 gage, CRS, plated or painted finish
- Sealed with welded and soldered seams for shielding effectiveness
- Discharge resistors incorporated to eliminate potential shock hazard

## Enclosure

- Modified NEMA type fabricated panel of not less than 14 gauge cold rolled steel painted Gray (Std. Paint Color)
- RF tight inner area secured with RF gasket for 100 dB minimum shielding effectiveness, 14 kHz to 18 GHz
- Pre-wired standoffs and cable lugs
- Lifting ears included
- Front cover access to filters and terminal standoffs
- Floor or wall mount options

## Applicable Specifications

- Military Specifications
  - MIL-PRF-15733 General
- Military Test Methods
  - MIL-STD-202 Component Parts
  - MIL-STD-220 Insertion Loss
  - MIL-STD-285 Shielding Effectiveness
- NFPA 70/2011 National Electrical Code Standards

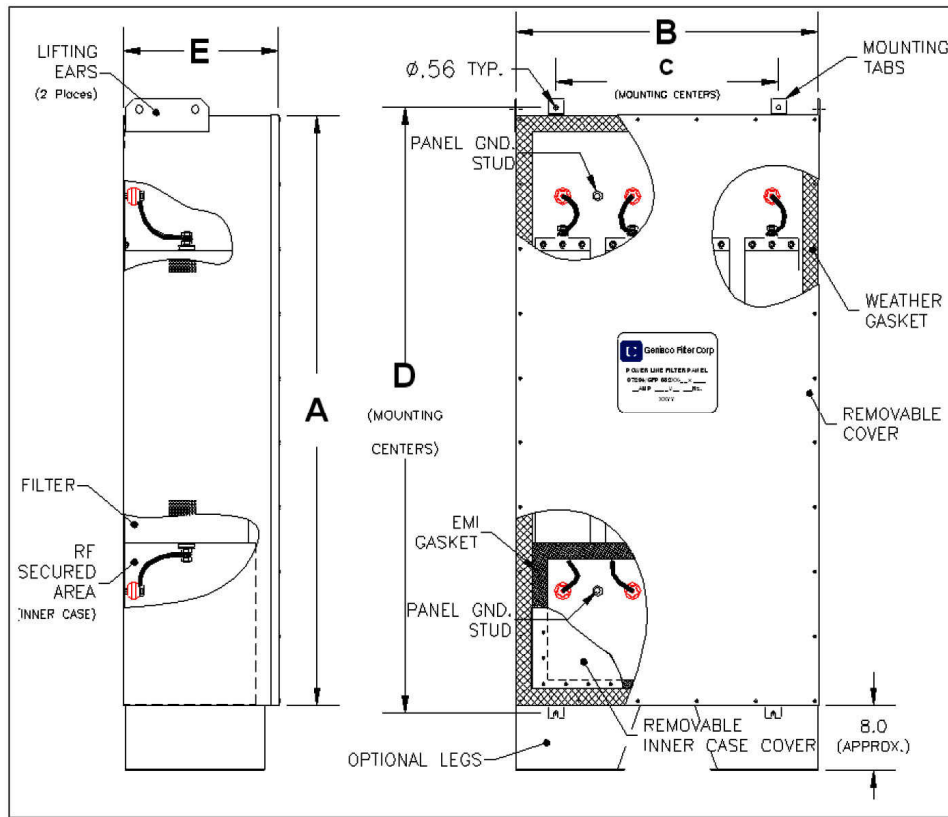
## Available Options

- EMP and surge Suppressors
- HUB and Fitting Installation
- Legs (8.0 Inch Standard)
- Custom Paint Colors (Enclosure)
- RF Secure Penetration Accessories
- Voltage Indicator Lights
- 400 Hz Filters (lower insertion loss performance)

**GF78201**



### Mechanical Dimensions



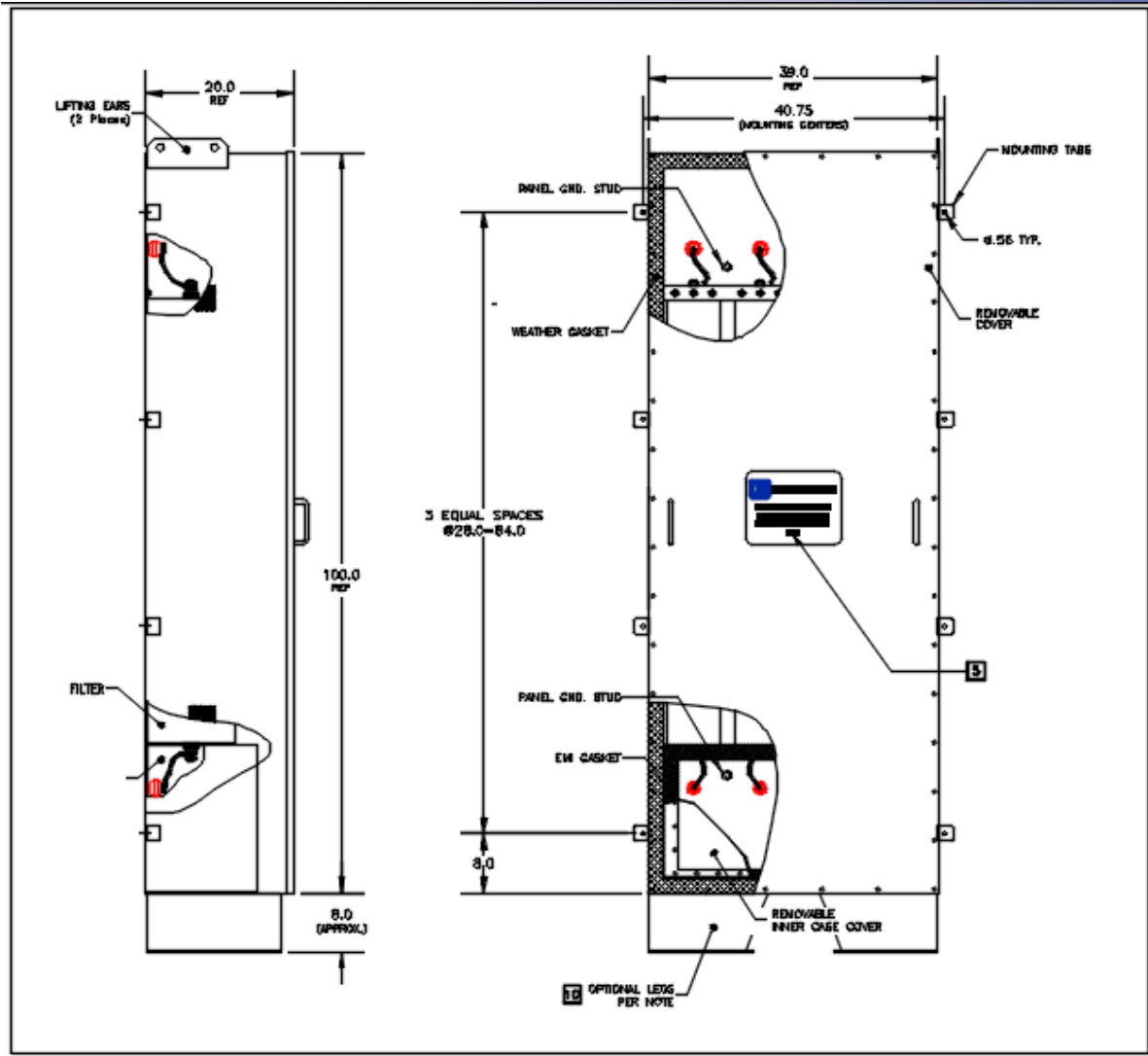
**Table 1 GF78201 Mechanical Dimensions**

Quantity of Filters and Current Rating*	A	B	C	D	E	Approx Weight (lbs)
4x15 Amp	28	23	17	29.25	8.25	175
4x30 Amp	34	23	17	35.25	8.25	225
4x60 Amp	42	26	20	43.25	8.25	300
4x100 Amp	42	26	20	43.25	8.25	325
4x150 Amp	51	30	24	52.3	10	400
4x200 Amp	51	30	24	52.3	10	450
4x250 Amp	51	30	24	52.3	10	450
4x300	72	39	N/A	Side tab	14	900
4x400	72	39	N/A	Side tab	14	900

\*Other Circuit Configurations and Current Ratings Available Upon Request • Dimensions are in Inches  
SUBJECT TO CHANGE WITHOUT NOTICE  
03/28/2016



**GENISCO FILTER™**  
*always on.* **GF68201 4x800**  
**Mechanical Dimensions**



**Table 2 GF68201 4x800 Mechanical Dimensions**

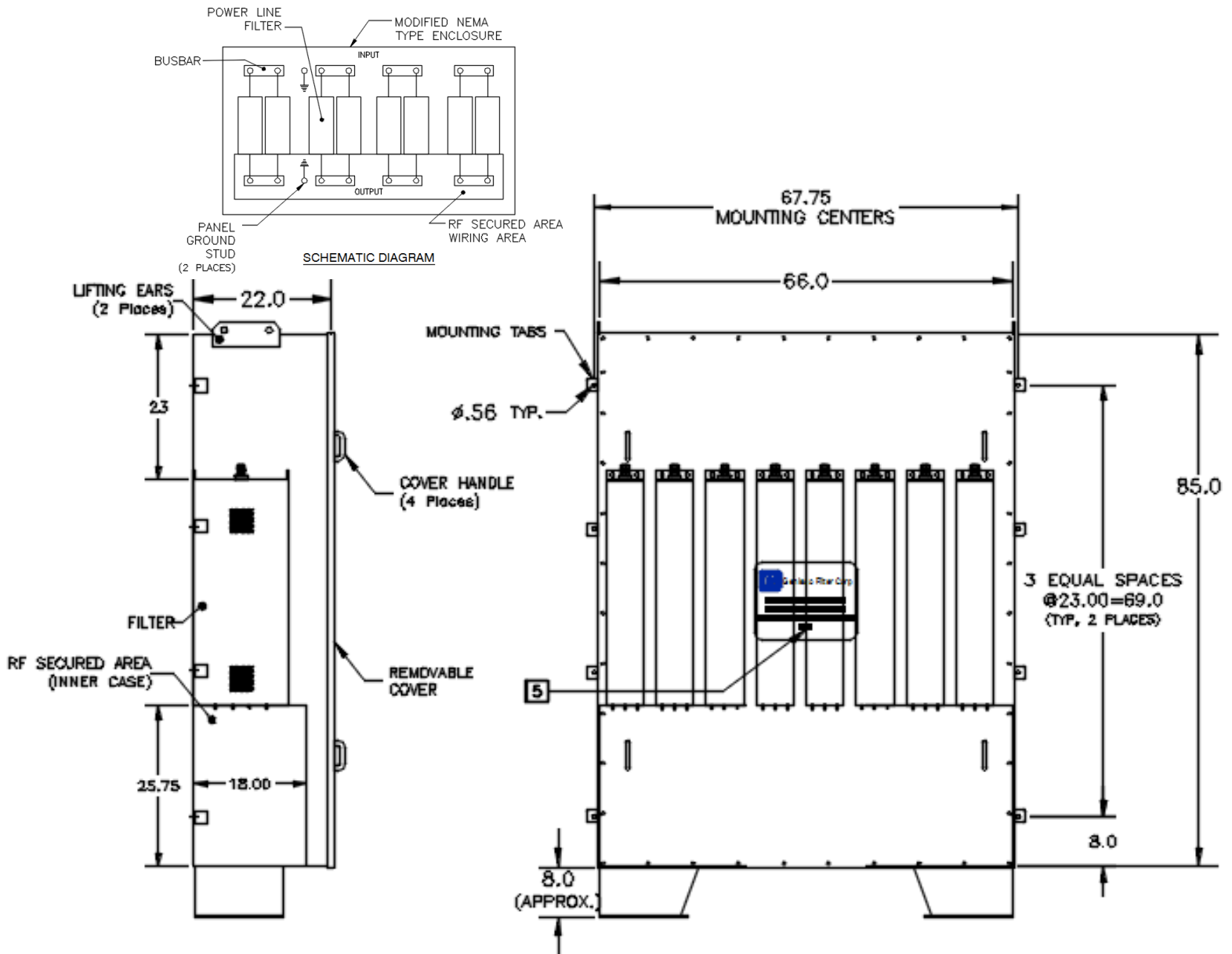
Quantity of Filters and Current Rating*	A	B	C	D	E	Approx Weight (lbs)
4x800 Amp	100	39	N/A	N/A	20	1,600

\*Other Circuit Configurations and Current Ratings Available Upon Request • Dimensions are in Inches

SUBJECT TO CHANGE WITHOUT NOTICE  
 03/28/2016



**GENISCO FILTER™**  
*always on.™*



**Table 3 GF68201 4x1200 Mechanical Dimensions**

Quantity of Filters and Current Rating*	A	B	C	D	E	Approx Weight (lbs)
4x1,200 Amp	72	66	N/A	N/A	18	2,200

\*Other Circuit Configurations and Current Ratings Available Upon Request • Dimensions are in Inches

*SUBJECT TO CHANGE WITHOUT NOTICE*  
 03/28/2016

