

# AIF 503S1

## THREE-PHASE FLICKER IMPEDANCE 32A



### FOR TESTS ACCORDING TO ...



- > EN 61000-3-11
- > EN 61000-3-3
- > IEC 60725
- > IEC 61000-3-11
- > IEC 61000-3-3

AIF 503S1 is a three-phase flicker impedance offering two different impedance values.  $Z_{ref}$  is used as the flicker impedance as per EN/IEC 61000-3-3 and specified by IEC 60725.  $Z_{test}$  is used for equipment being intended for connection to a public low-voltage distribution system having a service current supply capability of more than 100A specified in EN/IEC 61000-3-11.

### HIGHLIGHTS

- > **THREE-PHASE FLICKER IMPEDANCE**
- > **VALUES AS PER EN/IEC 61000-3-3 & EN/IEC 61000-3-11**
- > **LINE VOLTAGE 3 X 400V**
- > **LINE CURRENT 32A PER PHASE**
- > **NON-SATURABLE AIR COIL INDUCTORS**
- > **STATUS INDICATION BY LED**
- > **REMOTE-CONTROLLED BY DPA503**

### APPLICATION AREAS

-  INDUSTRY
-  MEDICAL
-  BROADCAST
-  RESIDENTIAL

## TECHNICAL DETAILS

### TECHNICAL DATA

Configuration	3-phase (3L,N,PE)
Line voltage	3x400V ± 10%
Line current	32A per phase
Line frequency	50/60Hz
Flicker impedance	2 (Zref & Ztest)
Bypass for harmonics	Remote controlled switch
Output connector	CEE connector 32A (3P,N,PE) Safety laboratory connectors
Interface	15-pin SubD (DPA 503 control)

### IMPEDANCE

Zref at 50Hz	RA = 0.24ohm XA = 0.15ohm RN = 0.16ohm XN = 0.10ohm
Ztest at 50Hz	RA = 0.15ohm XA = 0.15ohm RN = 0.10ohm XN = 0.10ohm
Accuracy	Better than 3%
	Each inductor is designed as a non-saturable air coil and is matched manually to the specified value.

### AMBIENT CONDITIONS

Temperature	0°C to 35°C
Rel. humidity	80%, non condensing
Cooling	6 fans, active cooling control

### DIMENSIONS

Housing	19", 25HU, movable rack on castors
Weight	100kg
Size	1245mm x 553mm x 780mm

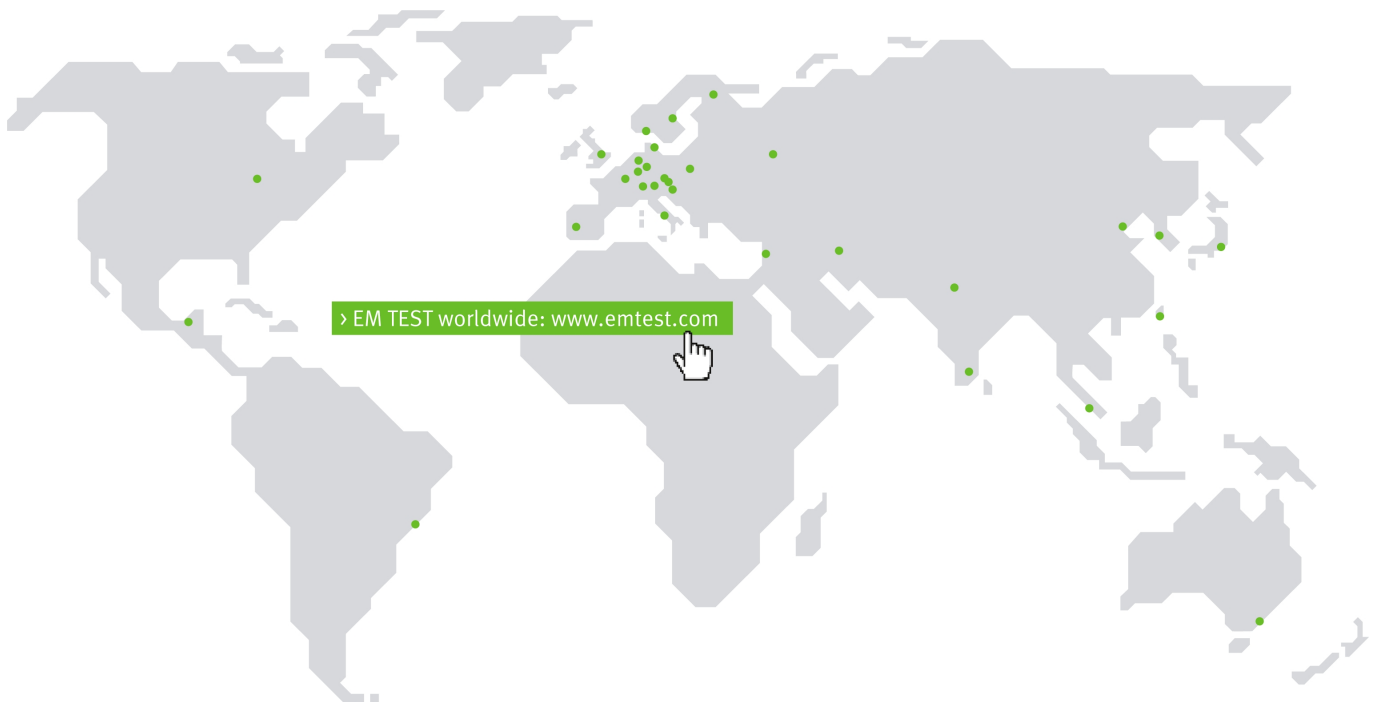
### POWER MAINS SUPPLY

Supply voltage	230V or 115V L/N/PE
Power	200W
Line frequency	50/60Hz
Fuse	10A

### INDICATORS AND CONNECTORS

	LED's indicating the active system configuration (Bypass for harmonics or impedance in use; Zref or Ztest).
	Combined 80A high-current safety laboratory connectors with capability to connect 4mm safety laboratory connectors up to 32A.

# COMPETENCE WHEREVER YOU ARE



## CONTACT EM TEST DIRECTLY

### Switzerland

EM TEST AG › Sternenhofstraße 15 › 4153 Reinach › Switzerland  
 Phone +41 (0)61/7179191 › Fax +41 (0)61/7179199  
 Internet: [www.emtest.ch](http://www.emtest.ch) › E-mail: [sales@emtest.ch](mailto:sales@emtest.ch)

### Germany

EM TEST GmbH › Lünener Straße 211 › 59174 Kamen › Deutschland  
 Phone +49 (0)2307/26070-0 › Fax +49 (0)2307/17050  
 Internet: [www.emtest.com](http://www.emtest.com) › E-mail: [info@emtest.de](mailto:info@emtest.de)

### France

EM TEST FRANCE › Le Trident - Parc des Collines › Immeuble B1 - Etage 3 ›  
 36, rue Paul Cézanne › 68200 Mulhouse › France  
 Phone +33 (0)389 31 23 50 › Fax +33 (0)389 31 23 55  
 Internet: [www.emtest.fr](http://www.emtest.fr) › E-mail: [info@emtest.fr](mailto:info@emtest.fr)

### P.R. China

EM TEST Representative Office Beijing › Rm 913, Leftbank ›  
 No. 68 Bei Si Huan Xi Lu › Haidian District › Beijing 100080 › P.R. China  
 Phone +86 (0)10 82 67 60 27 › Fax +86 (0)10 82 67 62 38  
 Internet: [www.emtest.com](http://www.emtest.com) › E-mail: [emtestbj@public.bta.net.cn](mailto:emtestbj@public.bta.net.cn)

### Malaysia

EM TEST (M) SDN BHD › Unit B2-6, Jalan Dataran SD2 › Dataran SD2, PJU9 ›  
 Bandar Sri Damansara › 52200 Kuala Lumpur › Malaysia  
 Phone +60 (03)62 73 22 01 › Fax +60 (03)62 74 22 01  
 Internet: [www.emtest.com](http://www.emtest.com) › E-mail: [sales@emtest.com.my](mailto:sales@emtest.com.my)

### Poland

EM TEST Polska › ul. Lema 33, 26-613 Radom › Polska  
 Phone +48 518 64 35 12 › E-mail: [info.polska@emtest.de](mailto:info.polska@emtest.de)

Information about scope of delivery, visual design and technical data correspond with the state of development at time of release.  
 Technical data subject to change without further notice.