

# ACS 500N2

## SINGLE PHASE AC VOLTAGE SOURCE 2 KVA



### FOR TESTS ACCORDING TO ...

- › EN 61000-3-2
- › EN 61000-3-3
- › IEC 61000-3-2
- › IEC 61000-3-3
- › JIS C 61000-3-2




ACS 500N2 is a single phase AC source, specifically designed for harmonics and flicker testing. It meets the corresponding specifications as per EN/IEC 61000-3-2 and EN/IEC 61000-3-3 as well as JIS C 61000-3-2.

ACS 500N2 provides the perfect sinusoidal and stable voltage signal specified to perform fully compliant harmonics and flicker analysis despite of the mains supply frequency and steadiness of the voltage.

### HIGHLIGHTS

- › **FREQUENCY (FUND.) 10HZ .. 80HZ**
- › **VERY LOW DISTORTION (THD)**
- › **VERY HIGH VOLTAGE STABILITY**
- › **OUTPUT POWER MAX. 2,000VA**
- › **OUTPUT VOLTAGE MAX. 300V**
- › **HIGH OVERCURRENT CAPABILITY**
- › **INRUSH CURRENT CAPABILITY**
- › **REMOTE CONTROL VIA RS232**

### APPLICATION AREAS

-  INDUSTRY
-  MEDICAL
-  BROADCAST
-  RESIDENTIAL

## TECHNICAL DETAILS

### OUTPUT

Voltage range	0V to 300V
Voltage resolution	0.025% (12 bit)
Output frequency	10Hz to 80Hz
Frequency resolution	0.02Hz
Frequency accuracy, stability	100ppm
Output power	2,000VA
Output connector	Safety laboratory connectors
Output current, 50Hz	Continuous: 7.7A maximum RMS (max. 3s): 15.1A Repetitive peak: 60A
Output current, 60Hz	Continuous: 8.8A maximum RMS (max. 3s): 15.4A Repetitive peak: 60A

### REGULATION

Voltage Sense	Internal or external, 4 wires
Total harmonic distortion	Less than 0.1%
Output voltage stability	Better than 0.1%
Output voltage accuracy	Better than 0.5%
Max. compensatable drop on wires	5% f.s.
Protection	Overcurrent Overtemperature Overvoltage Undervoltage

### INPUT

Supply voltage	230V (L,N,PE)
Input current	16A
Line frequency	45Hz - 65Hz
Fuse	16A internal
Connector	16A

### AMBIENT CONDITIONS

Temperature	0°C to 35°C
Rel. humidity	80%, non condensing

### CONTROL

Interface	RS 232 9-pin SubD
-----------	-------------------

### DIMENSIONS

Housing	19", 6HU
Weight	23kg
Size	287mm x 449mm x 500mm

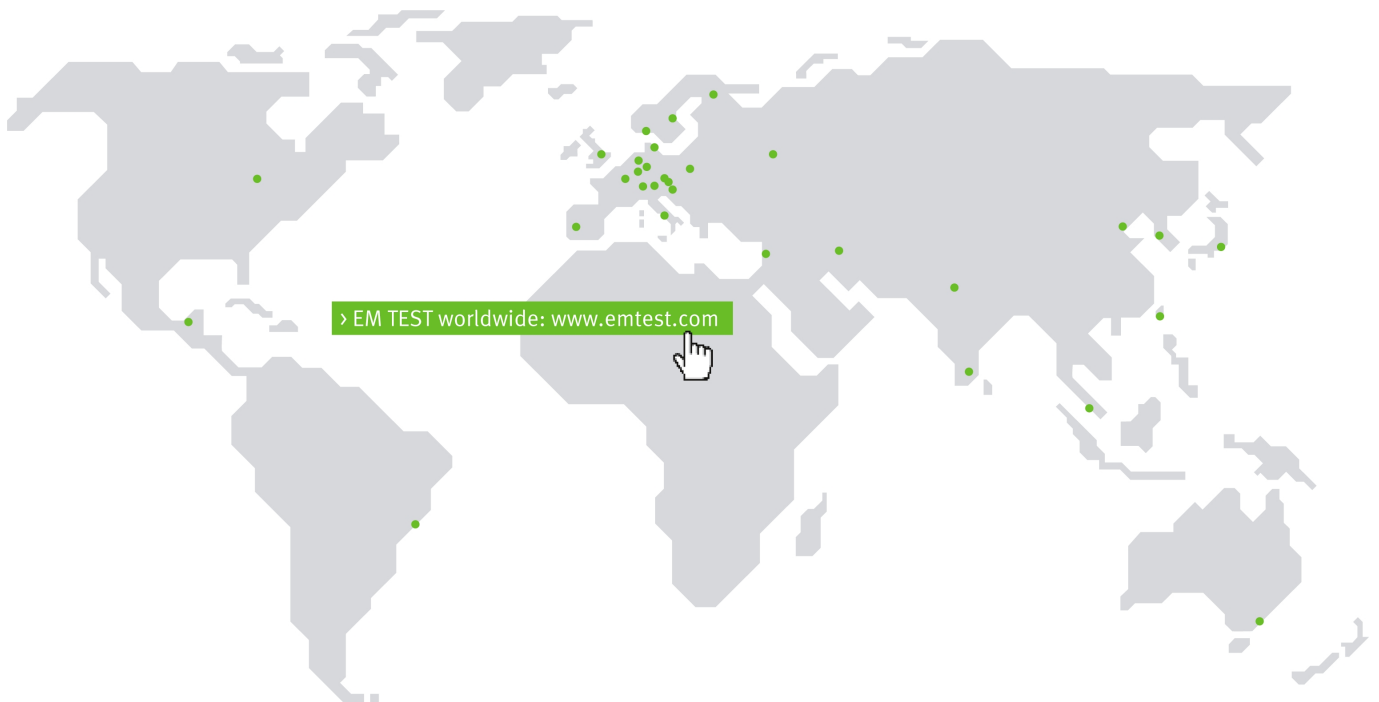
### OPTIONS

DPA 500N	Harmonic and Flicker meter 16A
MRAC 25	25 HU rack with Safety Circuit

### OTHER MODELS

ACS 500N6	AC voltage source, 6kVA
Output power	6,000VA
Input power	3x400V (3L,N,PE), 32A
Output current, 50Hz	Continuous: 24.0A maximum RMS (max. 3s): 47.0A
Output current, 60Hz	Continuous: 24.9A maximum RMS (max. 3s): 47.9A

# COMPETENCE WHEREVER YOU ARE



## CONTACT EM TEST DIRECTLY

### Switzerland

EM TEST AG › Sternenhofstraße 15 › 4153 Reinach › Switzerland  
 Phone +41 (0)61/7179191 › Fax +41 (0)61/7179199  
 Internet: [www.emtest.ch](http://www.emtest.ch) › E-mail: [sales@emtest.ch](mailto:sales@emtest.ch)

### Germany

EM TEST GmbH › Lünener Straße 211 › 59174 Kamen › Deutschland  
 Phone +49 (0)2307/26070-0 › Fax +49 (0)2307/17050  
 Internet: [www.emtest.com](http://www.emtest.com) › E-mail: [info@emtest.de](mailto:info@emtest.de)

### France

EM TEST FRANCE › Le Trident - Parc des Collines › Immeuble B1 - Etage 3 ›  
 36, rue Paul Cézanne › 68200 Mulhouse › France  
 Phone +33 (0)389 31 23 50 › Fax +33 (0)389 31 23 55  
 Internet: [www.emtest.fr](http://www.emtest.fr) › E-mail: [info@emtest.fr](mailto:info@emtest.fr)

### P.R. China

EM TEST Representative Office Beijing › Rm 913, Leftbank ›  
 No. 68 Bei Si Huan Xi Lu › Haidian District › Beijing 100080 › P.R. China  
 Phone +86 (0)10 82 67 60 27 › Fax +86 (0)10 82 67 62 38  
 Internet: [www.emtest.com](http://www.emtest.com) › E-mail: [emtestbj@public.bta.net.cn](mailto:emtestbj@public.bta.net.cn)

### Malaysia

EM TEST (M) SDN BHD › Unit B2-6, Jalan Dataran SD2 › Dataran SD2, PJU9 ›  
 Bandar Sri Damansara › 52200 Kuala Lumpur › Malaysia  
 Phone +60 (03)62 73 22 01 › Fax +60 (03)62 74 22 01  
 Internet: [www.emtest.com](http://www.emtest.com) › E-mail: [sales@emtest.com.my](mailto:sales@emtest.com.my)

### Poland

EM TEST Polska › ul. Lema 33, 26-613 Radom › Polska  
 Phone +48 518 64 35 12 › E-mail: [info.polska@emtest.de](mailto:info.polska@emtest.de)

Information about scope of delivery, visual design and technical data correspond with the state of development at time of release.  
 Technical data subject to change without further notice.